



# Annual Report

iTransfer.org  
Statewide Transfer Information System  
July 2012 - June 2013



## Table of Contents

[Overview](#), pg. 3  
[Staff Information and Constituents](#), pg. 4  
[Populations Served](#), pg. 5  
[FY 2013 Objectives](#), pg. 7  
[FY 2013 Activities](#), pg. 7  
[Assessment of iTransfer and Goals/Activities 2011-2012](#), pg. 9  
[Productivity Measures for FY 2012 iTransfer Website](#), pg. 13

### ***Tables and Data***

[Appendix A](#) - Usage Report of iTransfer website, pg. 13  
[Appendix B](#) - Illinois Participating Schools and Colleges, pg. 19  
[Appendix C](#) - State of Illinois Transfer Student Figures and Information, pg. 21  
[Appendix D](#) - Fall 2011 Undergraduate Transfers to and from Illinois Institutions by Sector, pg. 22  
[Appendix E](#) - Current General Education & Major Course Distribution FY 2013, pg. 27  
[Appendix F](#) - Database Updates and iManage System Information – including 5 year review information, pg. 33  
[Table 1a](#) - General Education and Major course information, pg. 9  
[Course Population Division Statistics](#), pg. 9

## Overview

As students plan for their academic futures in the state of Illinois, many find themselves planning to transfer from one institution to another to get their degrees of higher education. It is the goal of the [iTransfer website](#) to be a portal for students to plan, prepare, and make informed decisions about transferring within the state. The site provides vital information to these students in order to provide for a more informed and seamless transfer process. It helps students determine their path, start a plan, and get the most out of the institutions they choose to attend.

The website represents the efforts of more than 700 faculty and staff members across the State, including the Illinois Board of Higher Education, the Illinois Community College Board, the Illinois State Board of Education and the Transfer Coordinators of Illinois Colleges and Universities who participated in the development of the IAI curriculum guidelines beginning in 1993. The Illinois Articulation Initiative was fully established and in use by institutions in 1998. Also in 1998, iTransfer became the internet home of IAI. Over time, the mission of iTransfer is to provide meaningful information to students within the state of Illinois seeking to transfer from one institution of higher education to the next. As such, the Illinois Articulation Initiative remains an important part of the site, but is no longer the site's only function.

The iTransfer Web site is comprised of five principal components:

- Transfer Resources, Transfer Process, and Types of Transfer to inform students about how transfer works and the resources available to them.
- [The Illinois Transferable General Education Core Curriculum \(GECC\)](#) is a package of core general education courses that will transfer from one school to another and will count towards a degree at the new school. Successful completion of these core courses composed of five fields or categories can mean a smoother transition to any associate or bachelor degree program at participating schools.
- [The Illinois Baccalaureate Major Recommendations \(IAI Majors\)](#) outline freshman and sophomore core course recommendations for specific majors.
- The Faculty, Advisor, and Transfer Coordinator ([Faculty/Advisor Info.](#)) information section provides valuable information and guidance to education professionals. We have been working steadily on our course management system which we created back in FY 09/10 and FY 10/11. This system has been named the [iManage system](#) and is the home for all administrative tasks regarding IAI coursework.
- A close affiliation with [u.select](#). u.select provides information on how courses transfer between participating colleges or universities, the degree programs that colleges and universities offer, and how students can best plan for their transfer. u.select works best for students who already know where they are going to transfer to, or at least have their options narrowed down to a few colleges or universities. In addition, it works well for students who plan to come home and take one or two classes at a local college and transfer them back to their native institution.

The purpose of iTransfer is to support the distribution of transfer information to students in Illinois. Significant factors in the success of the dissemination of information include: access to current and accurate information on specific institutional courses that meet the Initiative's agreements, management of the information, marketing of the iTransfer web site, and training of staff.

Over the last year, the iTransfer team has continued to improve service and usability of the site to its constituents. Our focus has been to develop and deploy various web resources to help our users find, locate, and navigate the iTransfer.org site and the necessary IAI related information more easily. Through the last year, the iTransfer Coordinator continued to assist with panel related activities as well as serve as contact and information resource for iTransfer and IAI.

In order to better serve the variety of constituents that use the site, the iTransfer staff has utilized a variety of sources to obtain user data and feedback. We have continued to refine and improve the iManage system which allows for all administrative functions for institutional course submitters and IAI related personnel to access information regarding IAI courses. We have developed mobile functionality for faculty members to use during the course review process.

[Table of Contents](#)

## Staff General Information

Moulton Hall  
Campus Box 2202  
Normal, IL 61790-2202  
Website: [www.iTransfer.org](http://www.iTransfer.org)  
Email: [itransfer@iTransfer.org](mailto:itransfer@iTransfer.org)  
Phone: 309.438.8640  
Fax: 309.438.7350

## iTransfer Team

Jess Ray	University Registrar and iTransfer Director
Krista Jackson	iTransfer Coordinator
Adam Julian	iTransfer Web Developer
Rachel Carracci	Transfer Admissions Consultant
Janice Leuchtenberg	Program Facilitator
John Healy	Marketing Support

---

## Supporting Constituents

[Illinois Board of Higher Education](#) Staff

[Illinois Community College Board](#) Staff

Harper College Staff/Backup System/ Business Continuation

IAI Implementation Advisory Council

IAI Steering Panel

IAI Gen Ed Panels

IAI Major Panels

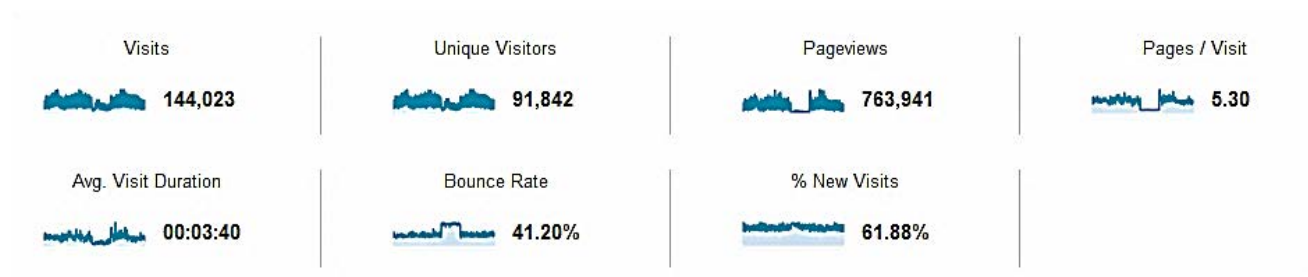
[Transfer Coordinators of Illinois Colleges and Universities Organization](#)

[Table of Contents](#)

## Populations Served

The iTransfer web site serves current and potential students in Illinois higher education, parents, faculty/advisors, administrators, planners, registrars, admissions staff, and the public at large.

In our 15<sup>th</sup> year of working with the site, it continues to be an essential tool for these constituencies. Between July 1, 2012 and June 30, 2013, the site processed 144,023 visits to the site with 91,842 being unique visitors. These figures demonstrate a small downward change over last year's totals but remain an example of high volume user traffic through the site. On average, the site provided 5.3 pages of information per visit and handled a total of 763,941 page views. The average visit duration was 3 minutes, and 40 seconds. Some of the differences in usage figures and other site statistics are due in part to the development of a mobile application for panel members to cast course recommendations through their mobile devices during the spring review cycle. We were not tracking visits to the mobile site due to its development mid FY 12/13. These figures will be included in next year's report and we are anxious to see what the development of mobile applications does for our site usage. (See [Appendix A](#) for detailed daily, monthly, and annual usage information in comparison with last fiscal year. The information provided also includes details of global usage locations.)



98 institutions participated in the IAI this year as full participants and 13 institutions are receiving only institutions. Therefore, our total IAI participating institutions is 111. Faculty, advisors, Transfer Coordinators and Transfer Center Directors, staff, and students from these institutions have and will continue to benefit from the web site. (For a list of schools, see [Appendix B](#) as well as on the iTransfer.org site at: <http://www.itransfer.org/iai/participating.aspx?section=faculty&subsection=school>)

Approximately 400 faculty members, transfer coordinators, and Academic Officers serve on IAI General Education and Major Panels. The website facilitates the panel and IAI process by presenting the faculty recommendations and providing institutional faculty and staff with tools such as the IAI Calendar and the iManage/WebReview System which provides administrative functions for all IAI needs.

The most important focus of iTransfer and the Illinois Articulation Initiative is to serve students transferring from institution to institution within the state. As such, it is important to be familiar with student data related to transferring. We utilize a variety of sources to keep track of our student constituents. The below tables are based on u.select Illinois data for students transferring in the fall of 2011. There were a total of 58,032 students who transferred from one institution to another. These students would be those iTransfer would expect to utilize the site in gathering information and planning for transfer.



2011 Sector Summary of Transfers to and from in Illinois.

Sector Summary of Fall 2011 Students Transferring From:

	Public Univ	Comm Coll	Indpt	Proprty	Out State in IL	Total
<b>Public Univ</b>	1,025	2,945	774	293	86	<b>5,123</b>
<b>Comm Coll</b>	10,831	5,383	6,462	1,825	754	<b>25,255</b>
<b>Indpt</b>	864	1,672	872	311	69	<b>3,788</b>
<b>Proprty</b>	52	194	162	150	38	<b>596</b>
<b>Out State/Foreign</b>	2,761	4,577	3,108	5,129	303	<b>15,878</b>
<b>Unknown</b>	441	1,950	650	3,680	671	<b>7,392</b>
<b>Total</b>	<b>15,974</b>	<b>16,721</b>	<b>12,028</b>	<b>11,388</b>	<b>1,921</b>	<b>58,032</b>

Sector Summary of Fall 2011 Students Transferring To:

	Public Univ	Comm Coll	Indpt	Proprty	Out State/Foreign	Unknown	Total
<b>Public Univ</b>	1,025	10,831	864	52	2,761	441	<b>15,974</b>
<b>Comm Coll</b>	2,945	5,383	1,672	194	4,577	1,950	<b>16,721</b>
<b>Indpt</b>	774	6,462	872	162	3,108	650	<b>12,028</b>
<b>Proprty</b>	293	1,825	311	150	5,129	3,680	<b>11,388</b>
<b>Out State in IL</b>	86	754	69	38	303	671	<b>1,921</b>
<b>Total</b>	<b>5,123</b>	<b>25,255</b>	<b>3,788</b>	<b>596</b>	<b>15,878</b>	<b>7,392</b>	<b>58,032</b>

1/15/2013 Prepared by u.select Illinois | Available Online at: [www.illinoiscas.org/transfer/](http://www.illinoiscas.org/transfer/)

The transfer data included is provided by our associates from the u.select Illinois program. Specifics on data contained in this report can be found within the u.select section of the iTransfer site. Many of the figures regarding transfer student data and statistics have been obtained from their data.

Additional information is available via the [IBHE website](#) within the [Illinois Transfer & Articulation Initiatives Annual Report 2010-2011](#), page 178 (for more 2010 Illinois transfer student information, see [Appendix C](#)). For additional information on student transfer figures in fall 2010, review [Appendix D](#). Information in Appendix D is supplied by [u.select Illinois](#).

[Table of Contents](#)

## FY 2014 Objectives:

- Continue to develop iTransfer.org as a resource where users can get information they need regarding transfer in Illinois. Form and foster partnerships with multiple constituents within the state of Illinois to improve discussion of transfer issues.
- Jointly market iTransfer.org, IAI, and u.select to constituent groups that need to know about transfer of academic credit. Emphasize that iTransfer is the student portal for transfer resources within the state.
- Complete development and rewrite of the iManage system to improve functionality and usability. Deploy the revised system January 2014. Continue to maintain and improve the iManage system.
- Develop mobile functionality for iManage systems and main iTransfer website.
- Improve information on iTransfer for military and veteran students.
- Increase training for the various users of iManage.
- Support the IAI Transferable General Education Core Curriculum, the IAI Majors, and prepare annual objectives and summary report for IBHE and ICCB.
- Support the iTransfer and IAI mission of transfer and articulation for the State of Illinois as directed by IBHE and ICCB. This includes attending and administratively supporting panel and other IAI meetings.

[Table of Contents](#)

## FY 2014 Activities/Projects:

1. Monitor and maintain iTransfer business continuation activities to include existing systems and function - revise as necessary.
  - Edit and “fine tune” systems, including marketing activities to effectively meet client needs.
2. Install and implement new software and hardware to facilitate database and web application design.
  - Review current software on the market to ensure iTransfer is following utilizing technologies appropriate to best functionality.
  - Expand and enhance the mobile site functionality.
3. Continue to upload courses into the course review system for panel review at spring and fall session meetings.
  - This will include monitoring the electronic processes involved in submission and via iManage and working to improve performance and user satisfaction.
4. Attend various IAI GECC and Major Panel meetings in spring and fall sessions.
  - This will continue to include the use of the web conferencing program called [AnyMeeting](#). This program/site is free for our needs. It can be used at our primary venue. However, our secondary venue has firewall protection that blocks use of this program. Staff and faculty can also utilize a conference call option through ISU Conferencing services via a phone bridge that allows a larger number of participants to join any call. This conference calling feature is not via a 1-800 number. However, it does offer meeting flexibility for remote participants in panel meetings and training opportunities.
5. Create meeting summaries for iTransfer staff meetings attended.
6. Assist participating institutions with staff training and technical directions/implementation.
  - Deploy and maintain a training channel to house training implements within iManage for institution staff and faculty utilizing the system.
  - Design and deploy a training section within the main iTransfer site for students and visitors to assist in obtaining information and utilizing the site. This training section would not require a login of any kind. It may use videos and Camtasia posted to the iTransfer YouTube channel: [iTransfer1998](#).
  - Continue to offer training online and in person, when possible, for participating institution

- staff and faculty. One-on-one sessions will continue to be available and offered to new staff and faculty as needed and requested. Online webinars and training is offered through our free provider [AnyMeeting](#).
- With assistance and input from the IBHE and ICCB staff, develop, refine, and deploy training and orientation opportunities for faculty, both current and new members, serving on IAI faculty panels.
  - Create an IAI orientation manual for faculty and those who are new to working with IAI. This will be done with input from Board staff.
7. Respond to IAI Steering panel directions regarding to program evaluation processes.
  8. Research web site and server technologies to ensure that iTransfer.org reflects current web practices and make changes accordingly.
    - Continue to adjust site based on usability studies and marketing plan to make the site more user friendly.
    - Redesign and refine the Faculty and Administrative user section of the main iTransfer site for easier navigation and use within the site by our stakeholders.
    - Complete the reprogramming and redesign of the iManage system. Deploy in January of 2014.
  9. Continue to develop and implement the IAI/iTransfer marketing plan.
    - With the iTransfer “portal”, the marketing plan will continue its current focus to encompass “all things transfer” in Illinois.
    - Continue updates to the iTransfer website to refine the site as the state of Illinois comprehensive “portal” for transfer student information
  10. Continue technology research, development and implementation plan.
  11. Prepare annual report and identify specific goals for coming year.
  12. Add content based on recommendations from the IAI Advisory Committee, IAI Steering Committee, IBHE, and ICCB
    - Development and completion of projects as they arise.

[Table of Contents](#)



## Assessment of iTransfer and Goals/Activities 2012-2013

The iTransfer website was launched in 1998 (iTransfer.org). The look and functions of the site have undergone many changes and improvements. As technologies improve and change, the iTransfer staff continually make enhancements, reprogram, and redesign the site. This continuing adjustment also allows the site to remain an interesting and viable tool for transfer information within the state. iTransfer.org continues to operate with the assistance of multiple backups, including a backup site that is maintained and available to provide service if the main site is unavailable.

Currently the website's database houses a total of 6,904 active GECC courses and 2,294 active Major courses for a total of 9,198 courses in IAI. [Table 1a](#) is the course population statistics for IAI GECC and Baccalaureate Majors courses housed in the IAI database for all current and future dates. Also see [Appendix E](#) for more information on general education and major course distribution.

Table 1a:

### General Education and Major course information OVERVIEW

195	Total IAI Gen Ed Descriptions
6,904	Active General Education courses
10,255	Total General Education courses
265	Total IAI Majors Descriptions
2,294	Active General Major courses
13,239	Total Major courses
1,063	Database Updates (Gen Ed Only) Before April 15, 1998
11,314	Gen Ed Database Updates On And After April 15, 1998
20,860	Majors Database Updates On And After April 15, 1998

### Course Population Division Statistics

Thursday, August 15, 2013 (9:18 AM)

(Includes courses in the database with the following status: Current, Future)

#### General Education

<b>Total Courses :</b>	<b>6917</b>		
<b>2-Year (60):</b>	<b>4635</b>	<b>67.01 % of 6917</b>	
<b>Public(50)</b>	4635	67.01 % of 6917	100.00 % of 4635
<b>Independent(10)</b>	120	1.73 % of 6917	2.59 % of 4635
<b>4-Year (83):</b>	<b>2162</b>	<b>31.26 % of 6917</b>	
<b>Public (17)</b>	916	13.24 % of 6917	42.37 % of 2162
<b>Independent (66)</b>	1246	18.01 % of 6917	57.63 % of 2162

#### Baccalaureate Majors

<b>Total Courses:</b>	<b>2299</b>		
<b>2-Year (60):</b>	<b>1731</b>	<b>75.29 % of 2299</b>	
<b>Public(50)</b>	1701	73.99 % of 2299	98.27 % of 1731
<b>Independent(10)</b>	30	1.30 % of 2299	1.73 % of 1731
<b>4-Year (83)</b>	<b>568</b>	<b>24.71 % of 2299</b>	
<b>Public (17)</b>	320	13.92 % of 2299	56.34 % of 568
<b>Independent (66)</b>	248	10.79 % of 2299	43.66 % of 568

The fifteenth year (2012-2013) of the IAI iTransfer web site remains devoted to creating new functionality, redesigning, and refining the site as well as following our marketing and technology plan. Accordingly, iTransfer staff completed and began work on a variety of projects that enhanced our FY 2012 objectives.

The overall objective for the iTransfer staff was to continue to redesign and develop the iTransfer.org website, to support the IAI Major and Transferable GECC package, and prepare the annual iTransfer report, which includes annual objectives as well as a summary of the program.

In FY 2013, the following projects and activities were completed.

Staff:

1. Monitored and maintained iTransfer business continuation activities to include existing systems and function - revised as necessary.

**2012-2013 activities undertaken**

- iTransfer staff continued to edit, refine, and “fine tune” systems, including marketing activities to effectively meet client needs.
  - Technologies were updated and new servers were purchased.
2. Installed and implemented new software and hardware to facilitate database and web application design.

**2012-2013 activities undertaken**

- Reviewed current software on the market to ensure iTransfer is utilizing technologies appropriate to best functionality.
  - Programs necessary for keeping the servers secure and running at peak performance were updated and installed as necessary.
  - Created and deployed a mobile site to assist faculty members in voting and panel activities within iManage while using mobile devices. This was deployed in January of 2013.
3. Continued to upload courses into the course review system for panel review at spring and fall session meetings.

**2012-2013 activities undertaken**

- This included monitoring the electronic processes involved in submission and via iManage and working to improve performance and user satisfaction.
4. Attended various IAI GECC and Major Panel meetings in spring and fall sessions.

**2012-2013 activities undertaken**

- This included the use of the web conferencing program called [AnyMeeting](#) and conference calling was also made available to remote participants.
5. Created meeting summaries for iTransfer staff meetings attended.

**2012-2013 activities undertaken**

- All meeting summaries for iTransfer managed panels were posted to the appropriate place on the iTransfer site, utilizing the iManage Meeting Management system.
6. Assisted participating institutions with staff training and technical directions/implementation.

**2012-2013 activities undertaken**

- Explored creating a training channel to house training implements within iManage for institution staff and faculty utilizing the system. This is being programmed into the redesigned iManage.
- Explored creating a training section within the main iTransfer site for students and visitors to assist in obtaining information and utilizing the site. This training section won't require a login of any kind. This project is on hold until our iManage redesign is deployed in January 2014.
- Continued to offer training online, one-on-one, and in person, when possible, for participating institution staff and faculty. Online webinar and training was offered through our free provider [AnyMeeting](#).

- Began work on refining training opportunities for new faculty serving on panels. Further work will be undertaken in FY 2014 with significant assistance and input from IBHE and ICCB IAI staff.
- 7. Responded to IAI Steering panel directions in response to program evaluation process.
 

**2012-2013 activities undertaken**

  - As requests and needs were identified by the Steering Panel, staff worked to implement recommendations for IAI and iTransfer.
- 8. Researched web site and server technologies to ensure that iTransfer.org reflects current web practices and changed accordingly.
 

**2012-2013 activities undertaken**

  - Continued to adjust site based on usability studies and marketing plan to make the site more user friendly.
    - Continued to refine and develop the [Faculty channel](#) and [Transfer Coordinator channel](#) for easier navigation within the site by our stakeholders. As a result of this process, it was determined that having two sections for each identified immediately on the site was not necessarily assisting users in obtaining the information for which they were visiting iTransfer. Staff have begun the work of exploring and defining a walk through basis, similar to the student section, to allow administrative visitors find their information more intuitively.
    - Continued to refine and further develop the iManage system. As part of this investigation and work, it was determined that in order to enhance ease of use and functionality for constituents, a reprogramming and redesign was needed. This was due to vast expansion of the product from its original design. This reprogramming redesign will be deployed in January 2014.
    - Staff also refined the following items in the existing iManage
      - Refined the agenda/minutes section to allow increased ease in transferring the agendas created for meetings to minutes and uploading them to the meeting summaries page within the site.
      - Developed and deployed a new Program Management channel within iManage that will allow iTransfer and Board staff the ability to create new projects, prioritize projects, and manage the completion of projects.
- 9. Continued to develop and implement the IAI/iTransfer marketing plan.
 

**2012-2013 activities undertaken**

  - With the iTransfer “portal”, the marketing plan continued within FY 2013 with its focus to encompass “all things transfer” in Illinois. As a result of review material on the site to this end, it was determined that the information included on the site for military and veteran students was lacking. Staff created a subcommittee to assist in the redesign and expansion of this section. The current plan is to deploy this redesign with the release of the reprogrammed iManage.
- 10. Continued technology research, development and implementation plan.
 

**2012-2013 activities undertaken**

  - iTransfer staff met frequently to discuss projects, marketing opportunities, and look at refining site aspects to increase satisfaction with site functionality. This included a few all-day meetings in FY 2013.
- 11. Prepared annual report and identified specific goals for coming year.
 

**2012-2013 activities undertaken**

  - The annual report was completed, shared with appropriate Board representatives, and deployed on the iTransfer site before mid-September 2012.

12. Continued to provide support to our Board constituents.  
**2012-2013 activities undertaken**
  - Staff continued to provide assistance and support to the IBHE and ICCB staff as necessary. This included phone meetings and trips out of town to programmatic meetings in Springfield and other locations. Training was also offered whenever board representatives requested it.
13. Continued to review and refine the iTransfer operations manual and Business Continuation Plan. Staff expects a complete revision to be accomplished in late FY 2013 or early FY 2014.  
**2012-2013 activities undertaken**
  - Completed and stored with appropriate staff in May 2013.
14. Continued updates to the iTransfer website to refine the site as the state of Illinois comprehensive "portal" for transfer student information  
**2012-2013 activities undertaken**
  - Staff continued to review Google analytics, site navigation, and user feedback to improve functionality and design of the site.
15. Added content based on recommendations from the IAI Advisory Committee, IAI Steering Committee, IBHE, and ICCB  
**2012-2013 activities undertaken**
  - As changes in information were announced, the site was updated to reflect any changes and recommendations provided by constituents.
16. Developed and completed of projects as they arose.  
**2012-2013 activities undertaken**
  - The Articulation Advocate section of the site was redesigned to accommodate some updated functionality and provide a more meaningful experience for users.

[Table of Contents](#)

## Productivity Measures for FY 2013 iTransfer Website

iTransfer	FY 2012	FY 2013
Presentations	0	1
Training Sessions	11*	12*
Applications Developed	1**	1**
Applications Modified	6	6
Meetings attended	36***	36***
Database updates	884****	698****

\*includes online and one-on-one training offered in FY 2013 for iManage system

\*\*this includes the development and deployment of an iManage mobile application for faculty member voting.

\*\*\*includes panel meetings iTransfer staff attended as well as other IAI related meetings

\*\*\*\* includes course updates for GECC and major courses in all of FY2013 (See [Appendix E](#) for FY 2012 Course distribution) – information gathered from the iManage database update system. (See Database Update Information in the [Appendix E](#))

The training sessions for this year included the following:

- Training on the website and WebReview at the fall and spring Transfer Coordinators' Meeting.
- Training for new staff at IBHE
- Online webinars and one-on-one training opportunities offered to new staff and faculty members on panels as requested for the iTransfer.org site use and the iManage system.

This year, iTransfer staff focused on improving the usability and functionality of the site for our stakeholders while maintaining consistency in the quality of service and communication tools utilized. The iTransfer.org site has continued to be a primary resource for those interested in transfer and those who work with the transfer students of Illinois.

In the next fiscal year, new projects will be explored, developed and will be rolled out to improve performance and experience within the site. These will include, but are not limited to:

- Expansion of the mobile site and enhanced functionality for even more users on mobile devices
- Re-designed and improved iManage system. This will include enhanced functionality, training tools, and other key improvements.
- Enhancements of the main iTransfer.org site for military and veterans students seeking transfer and educational opportunities in the state of Illinois.
- Enhancements to the main iTransfer.org site as needed with the expectation of a re-design to better serve our constituents and to further improve functionality.

[Table of Contents](#)

# Appendix A: Usage Report of iTransfer website

## User Statistics Summary

July 1, 2012 – June 30, 2013 (comparing to July 1, 2010 – June 30, 2011)



http://www.itransfer.org - http://www.itransfer.org  
www.itransfer.org [DEFAULT]

Jul 1, 2012 - Jul 1, 2013

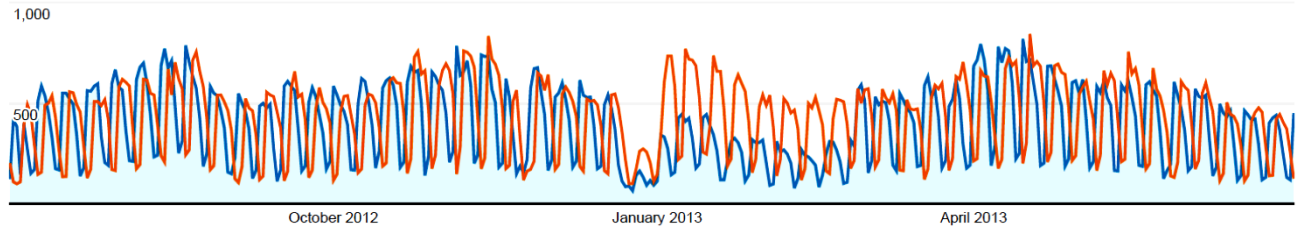
Compare to: Jul 1, 2011 - Jun 30, 2012

## Audience Overview

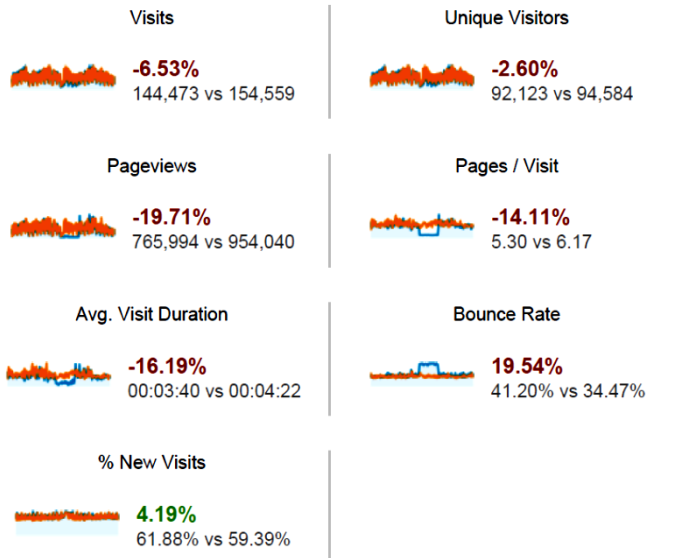
change in % of visits: **+0.00%**

### Overview

Jul 1, 2012 - Jul 1, 2013: Visits  
Jul 1, 2011 - Jun 30, 2012: Visits

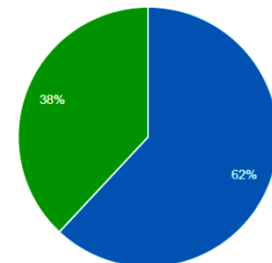


## 92,123 people visited this site

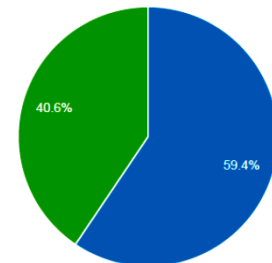


■ New Visitor ■ Returning Visitor

Jul 1, 2012 - Jul 1, 2013




Jul 1, 2011 - Jun 30, 2012



Language	Visits	Pages / Visit	Avg. Visit Duration	% New Visits	Bounce Rate
	<b>6.82%</b> 144,023 vs 154,559	<b>14.07%</b> 5.30 vs 6.17	<b>16.13%</b> 00:03:40 vs 00:04:22	<b>4.23%</b> 61.96% vs 59.44%	<b>19.53%</b> 41.20% vs 34.47%
1. <a href="#">en-us</a>					
Jul 1, 2012 - Jun 30, 2013	131,184	5.64	00:03:56	59.10%	37.39%
Jul 1, 2011 - Jun 30, 2012	145,880	6.39	00:04:32	57.89%	32.45%
<b>% Change</b>	<b>-10.07%</b>	<b>-11.66%</b>	<b>-13.22%</b>	<b>2.10%</b>	<b>15.23%</b>
2. <a href="#">pt-br</a>					
Jul 1, 2012 - Jun 30, 2013	4,491	1.14	00:00:10	94.39%	92.54%
Jul 1, 2011 - Jun 30, 2012	1,701	1.14	00:00:10	94.94%	92.77%
<b>% Change</b>	<b>164.02%</b>	<b>0.25%</b>	<b>-4.47%</b>	<b>-0.58%</b>	<b>-0.25%</b>
3. <a href="#">pt-pt</a>					
Jul 1, 2012 - Jun 30, 2013	1,923	1.23	00:00:15	94.90%	89.24%
Jul 1, 2011 - Jun 30, 2012	1,083	1.27	00:00:13	94.37%	87.35%
<b>% Change</b>	<b>77.56%</b>	<b>-3.42%</b>	<b>10.93%</b>	<b>0.57%</b>	<b>2.16%</b>
4. <a href="#">en</a>					
Jul 1, 2012 - Jun 30, 2013	1,863	3.54	00:03:07	77.40%	49.92%
Jul 1, 2011 - Jun 30, 2012	2,551	3.89	00:03:10	73.23%	42.77%
<b>% Change</b>	<b>-26.97%</b>	<b>-9.01%</b>	<b>-1.80%</b>	<b>5.70%</b>	<b>16.72%</b>
5. <a href="#">pt</a>					
Jul 1, 2012 - Jun 30, 2013	711	1.29	00:00:12	96.77%	87.20%
Jul 1, 2011 - Jun 30, 2012	717	1.50	00:00:25	95.82%	84.52%
<b>% Change</b>	<b>-0.84%</b>	<b>-13.79%</b>	<b>-49.78%</b>	<b>0.99%</b>	<b>3.17%</b>
6. <a href="#">zh-cn</a>					
Jul 1, 2012 - Jun 30, 2013	616	3.36	00:01:58	86.04%	48.86%
Jul 1, 2011 - Jun 30, 2012	461	3.97	00:02:59	80.04%	47.29%
<b>% Change</b>	<b>33.62%</b>	<b>-15.27%</b>	<b>-34.20%</b>	<b>7.49%</b>	<b>3.33%</b>
7. <a href="#">pl</a>					
Jul 1, 2012 - Jun 30, 2013	374	1.19	00:00:11	92.25%	89.30%
Jul 1, 2011 - Jun 30, 2012	32	5.75	00:03:57	87.50%	46.88%
<b>% Change</b>	<b>1,068.75%</b>	<b>-79.26%</b>	<b>-95.42%</b>	<b>5.42%</b>	<b>90.52%</b>

8. en-gb						
Jul 1, 2012 - Jun 30, 2013	354	2.79	00:01:34	90.11%	66.38%	
Jul 1, 2011 - Jun 30, 2012	251	3.50	00:02:31	92.43%	60.96%	
<b>% Change</b>	<b>41.04%</b>	<b>-20.38%</b>	<b>-37.68%</b>	<b>-2.51%</b>	<b>8.90%</b>	
9. ru						
Jul 1, 2012 - Jun 30, 2013	263	1.26	00:00:16	95.82%	91.25%	
Jul 1, 2011 - Jun 30, 2012	67	1.46	00:01:10	91.04%	74.63%	
<b>% Change</b>	<b>292.54%</b>	<b>-13.70%</b>	<b>-76.96%</b>	<b>5.24%</b>	<b>22.28%</b>	
10. ko						
Jul 1, 2012 - Jun 30, 2013	241	4.68	00:02:35	80.91%	43.57%	
Jul 1, 2011 - Jun 30, 2012	282	5.45	00:03:21	82.27%	30.14%	
<b>% Change</b>	<b>-14.54%</b>	<b>-14.12%</b>	<b>-22.83%</b>	<b>-1.65%</b>	<b>44.54%</b>	

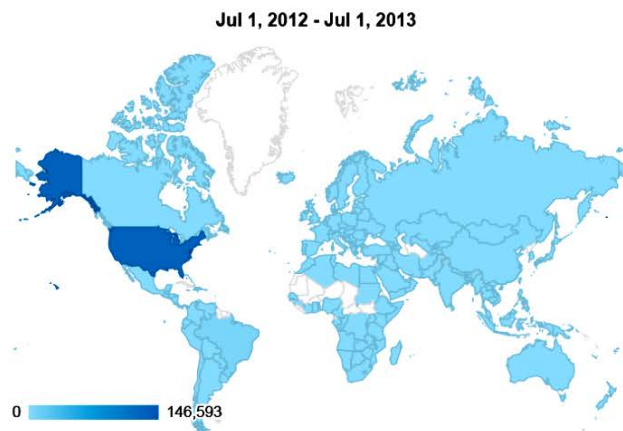
## Location

 change in % of visits: **+0.00%**

Jul 1, 2012 - Jul 1, 2013  
Compare to: Jul 1, 2011 - Jun 30, 2012

Map Overlay

Site Usage





Country / Territory	Visits	Pages / Visit	Avg. Visit Duration	% New Visits	Bounce Rate
	<b>6.53%</b> 144,473 vs 154,559	<b>14.11%</b> 5.30 vs 6.17	<b>16.19%</b> 00:03:40 vs 00:04:22	<b>4.24%</b> 61.96% vs 59.44%	<b>19.54%</b> 41.20% vs 34.47%
<b>1. United States</b>					
Jul 1, 2012 - Jul 1, 2013	<b>129,837</b>	5.74	00:04:01	58.40%	36.12%
Jul 1, 2011 - Jun 30, 2012	<b>146,593</b>	6.41	00:04:33	57.68%	31.93%
<b>% Change</b>	<b>-11.43%</b>	<b>-10.46%</b>	<b>-11.73%</b>	<b>1.23%</b>	<b>13.11%</b>
<b>2. Brazil</b>					
Jul 1, 2012 - Jul 1, 2013	<b>5,110</b>	1.14	00:00:11	93.86%	92.88%
Jul 1, 2011 - Jun 30, 2012	<b>2,025</b>	1.13	00:00:11	93.14%	93.38%
<b>% Change</b>	<b>152.35%</b>	<b>0.77%</b>	<b>2.11%</b>	<b>0.77%</b>	<b>-0.54%</b>
<b>3. Portugal</b>					
Jul 1, 2012 - Jul 1, 2013	<b>3,160</b>	1.24	00:00:13	94.81%	89.02%
Jul 1, 2011 - Jun 30, 2012	<b>2,173</b>	1.34	00:00:17	95.17%	86.65%
<b>% Change</b>	<b>45.42%</b>	<b>-7.68%</b>	<b>-24.84%</b>	<b>-0.38%</b>	<b>2.73%</b>
<b>4. (not set)</b>					
Jul 1, 2012 - Jul 1, 2013	<b>482</b>	2.28	00:01:53	85.68%	68.88%
Jul 1, 2011 - Jun 30, 2012	<b>188</b>	4.43	00:05:12	63.83%	62.23%
<b>% Change</b>	<b>156.38%</b>	<b>-48.53%</b>	<b>-63.80%</b>	<b>34.24%</b>	<b>10.68%</b>
<b>5. China</b>					
Jul 1, 2012 - Jul 1, 2013	<b>460</b>	2.36	00:01:55	83.48%	57.61%
Jul 1, 2011 - Jun 30, 2012	<b>228</b>	3.84	00:03:37	83.33%	52.63%
<b>% Change</b>	<b>101.75%</b>	<b>-38.54%</b>	<b>-47.13%</b>	<b>0.17%</b>	<b>9.46%</b>
<b>6. India</b>					
Jul 1, 2012 - Jul 1, 2013	<b>393</b>	1.79	00:00:55	95.17%	75.57%
Jul 1, 2011 - Jun 30, 2012	<b>250</b>	2.20	00:02:03	86.00%	60.80%
<b>% Change</b>	<b>57.20%</b>	<b>-18.72%</b>	<b>-55.16%</b>	<b>10.66%</b>	<b>24.30%</b>
<b>7. Poland</b>					
Jul 1, 2012 - Jul 1, 2013	<b>373</b>	1.17	00:00:11	93.03%	91.15%
Jul 1, 2011 - Jun 30, 2012	<b>19</b>	1.32	00:00:28	94.74%	84.21%
<b>% Change</b>	<b>1,863.16%</b>	<b>-11.37%</b>	<b>-61.23%</b>	<b>-1.80%</b>	<b>8.24%</b>
<b>8. Netherlands</b>					
Jul 1, 2012 - Jul 1, 2013	<b>301</b>	1.17	00:00:06	97.01%	95.02%
Jul 1, 2011 - Jun 30, 2012	<b>306</b>	1.02	00:00:01	95.75%	98.04%
<b>% Change</b>	<b>-1.63%</b>	<b>14.33%</b>	<b>330.43%</b>	<b>1.31%</b>	<b>-3.08%</b>

<b>9. Russia</b>					
Jul 1, 2012 - Jul 1, 2013	<b>258</b>	1.16	00:00:10	96.90%	91.47%
Jul 1, 2011 - Jun 30, 2012	<b>103</b>	1.22	00:00:44	76.70%	92.23%
<b>% Change</b>	<b>150.49%</b>	<b>-5.26%</b>	<b>-76.99%</b>	<b>26.34%</b>	<b>-0.82%</b>
<b>10. United Kingdom</b>					
Jul 1, 2012 - Jul 1, 2013	<b>247</b>	1.87	00:00:41	93.93%	82.19%
Jul 1, 2011 - Jun 30, 2012	<b>120</b>	1.71	00:00:36	94.17%	75.83%
<b>% Change</b>	<b>105.83%</b>	<b>9.25%</b>	<b>14.54%</b>	<b>-0.25%</b>	<b>8.38%</b>

© 2013 Google

[Table of Contents](#)

## Appendix B: Illinois Participating Schools and Colleges

All Illinois associate and baccalaureate degree-granting institutions are eligible to participate in the Illinois Articulation Initiative. Institutions may participate in the Illinois transferable General Education Core Curriculum agreement and/or in one or more of the several Baccalaureate Majors' agreements, with the level of participation in Baccalaureate Majors' agreements depending upon whether or not the institution offers a program in the specific major. Currently there are 111 schools participating in IAI (the General Education Core Curriculum and/or the Illinois Baccalaureate Majors' Curricula).

### IAI Participating Schools

#### **Full Participating Schools**

**There are 98 schools recognized by IAI currently as full-participation schools.**

Two-Year Public Institutions ( 48 schools)

[Black Hawk College](#)  
[Carl Sandburg College](#)  
[College of DuPage](#)  
[College of Lake County](#)  
[Daley College \(Richard J.\) \(CCC\)](#)  
[Danville Area Community College](#)  
[Elgin Community College](#)  
[Frontier Community College \(IECC\)](#)  
[Harold Washington College \(CCC\)](#)  
[Harper College](#)  
[Heartland Community College](#)  
[Highland Community College](#)  
[Illinois Central College](#)  
[Illinois Valley Community College](#)  
[John A. Logan College](#)  
[John Wood Community College](#)  
[Joliet Junior College](#)  
[Kankakee Community College](#)  
[Kaskaskia College](#)  
[Kennedy-King College \(CCC\)](#)  
[Kishwaukee College](#)  
[Lake Land College](#)  
[Lewis & Clark Community College](#)  
[Lincoln Land Community College](#)  
[Lincoln Trail College \(IECC\)](#)  
[Malcolm X College \(CCC\)](#)  
[McHenry County College](#)  
[Moraine Valley Community College](#)  
[Morton College](#)  
[Oakton Community College](#)  
[Olive-Harvey College \(CCC\)](#)  
[Olney Central College \(IECC\)](#)  
[Parkland College](#)  
[Prairie State College](#)  
[Rend Lake College](#)  
[Richland Community College](#)  
[Rock Valley College](#)  
[Sauk Valley Community College](#)  
[Shawnee Community College](#)  
[South Suburban College](#)  
[Southeastern Illinois College](#)  
[Southwestern Illinois College](#)  
[Spoon River College](#)  
[Triton College](#)  
[Truman College \(Harry S\) \(CCC\)](#)  
[Wabash Valley College \(IECC\)](#)  
[Waubonsee Community College](#)

[Wilbur Wright College \(CCC\)](#)

Two-Year Independent Institutions (3 schools)

[MacCormac College](#)  
[Northwestern College](#)  
[Springfield College in Illinois](#)

Four-Year Public Institutions (11 schools)

[Chicago State University](#)  
[Eastern Illinois University](#)  
[Illinois State University](#)  
[Northeastern Illinois University](#)  
[Northern Illinois University](#)  
[Southern Illinois University Carbondale](#)  
[Southern Illinois University Edwardsville](#)  
[University of Illinois at Chicago](#)  
[University of Illinois at Springfield](#)  
[University of Illinois at Urbana-Champaign](#)  
[Western Illinois University](#)

Four-Year Independent Institutions (36 schools)

[Aurora University](#)  
[Benedictine University](#)  
[Blackburn College](#)  
[Bradley University](#)  
[Concordia University Chicago](#)  
[DePaul University](#)  
[DeVry University](#)  
[DeVry University, Chicago](#)  
[DeVry University, DuPage](#)  
[Dominican University](#)  
[Elmhurst College](#)  
[Illinois College](#)  
[Illinois Institute of Art](#)  
[Judson University](#)  
[Kendall College](#)  
[Lewis University](#)  
[Lexington College](#)  
[Lincoln Christian University](#)  
[Lincoln College](#)  
[MacMurray College](#)  
[McKendree University](#)  
[Midstate College](#)  
[Millikin University](#)  
[National-Louis University](#)  
[North Central College](#)  
[North Park University](#)  
[Olivet Nazarene University](#)  
[Quincy University](#)  
[Robert Morris University](#)  
[Rockford College](#)  
[Roosevelt University](#)  
[Saint Xavier University](#)  
[St. Augustine College](#)  
[Trinity Christian College](#)  
[Trinity International University](#)  
[University of St. Francis](#)

## **Receiving Only Schools**

**There are 13 schools recognized by IAI currently as receiving-only schools.**

If an institution is listed as a "Receiving only" institution, you should be aware that the college or university will take a completed GECC package from any of the full participating institutions listed above. However, should students decide to transfer from your "Receiving only" institution to another institution without a completed GECC package, they will not be considered as having completed their general education requirements. It is strongly recommended that students work with academic advisors at both their current and future institutions in the event that they decide to transfer from a "Receiving only" institution.

### **Two-Year Public Institutions (0 schools)**

#### **Two-Year Independent Institutions (2 schools)**

[Solex College \[R\]](#)

[The College of Office Technology \[R\]](#)

#### **Four-Year Public Institutions (1 schools)**

[Governors State University \[R\]](#) - working with IBHE and the IAI panels to get full participation with a full complement of IAI GECC courses

#### **Four-Year Independent Institutions (10 schools)**

[American InterContinental University \[R\]](#)

[Argosy University \[R\]](#)

[East-West University \[R\]](#)

[Eureka College \[R\]](#)

[Illinois Institute of Technology \[R\]](#)

[ITT Technical Institute \[R\]](#)

[Knox College \[R\]](#)

[Lake Forest College \[R\]](#)

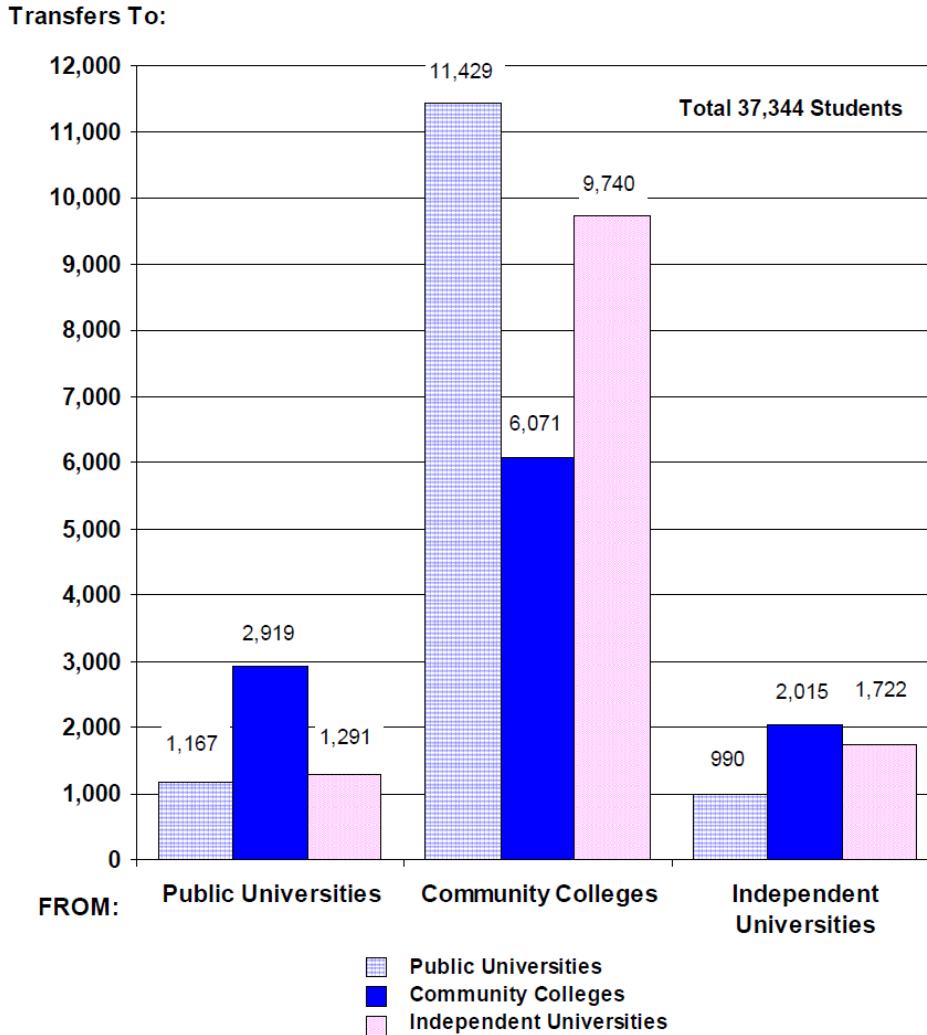
[McKendree University \[R\]](#)

[Resurrection University \[R\]](#)

[Table of Contents](#)

# Appendix C: State of Illinois Transfer Student Figures and Information

**FIGURE I-5**  
**FALL 2010 ENROLLMENT TRANSFER DATA IN ILLINOIS COLLEGES AND UNIVERSITIES**



\*Independent includes Not-For-Profit, For-Profit and Out-of-State Institutions.

The above table contains information as reported by institutions to the [Illinois Board of Higher Education](http://www.ibhe.state.il.us/data%20bank/databook/2011/databook2011.pdf) in the annual Fall Enrollment Survey/2011 Databook, which can be found on the IBHE site at: <http://www.ibhe.state.il.us/data%20bank/databook/2011/databook2011.pdf>. The specific table is: FIGURE I-5, FALL 2010 ENROLLMENT TRANSFER DATA IN ILLINOIS COLLEGES AND UNIVERSITIES, pg. 71 (on site)/87 (when downloaded to a computer) of the 2011 Databook referenced above on the IBHE website at: <http://www.ibhe.org/Data%20Bank/DataBook/default.asp>. The overall transfer figures include transfers to and from out-of-state, foreign, and unknown institutions and represent the full extent of student transfer to Illinois Colleges and Universities.

[Table of Contents](#)

Appendix D: Fall 2010 Undergraduate Transfers to and from Illinois Institutions by Sector, data supplied by u.select Illinois.

**Institutional Summary of 2011 Students Transferring from Public Universities to Other Illinois Institutions by Institutional Sector**

	Public Univ	Comm Coll	Indpt	Proprty	Out State in IL	Total
Chicago State University	26	89	51	46	8	<b>220</b>
Eastern Illinois University	96	260	73	14	4	<b>447</b>
Governors State University	5	11	11	4	1	<b>32</b>
Illinois State University	124	342	113	20	16	<b>615</b>
Northeastern Illinois University	47	188	75	33	10	<b>353</b>
Northern Illinois University	99	395	96	41	10	<b>641</b>
Southern Illinois University Carbondale	151	527	64	28	10	<b>780</b>
Southern Illinois University Edwardsville	108	172	38	9	4	<b>331</b>
U of I at Chicago	87	312	109	64	7	<b>579</b>
U of I at Springfield	38	23	11	2	1	<b>75</b>
U of I at Urbana/Champaign	159	271	74	17	4	<b>525</b>
Western Illinois University	85	355	59	15	11	<b>525</b>
<b>Total</b>	<b>1,025</b>	<b>2,945</b>	<b>774</b>	<b>293</b>	<b>86</b>	<b>5,123</b>

**Institutional Summary of 2011 Students Transferring from Community Colleges to Other Illinois Institutions by Institutional Sector**

	Public Univ	Comm Coll	Indpt	Proprty	Out State in IL	Total
Black Hawk College	211	92	33	10	18	<b>364</b>
Carl Sandburg College	74	91	42	6	4	<b>217</b>
CCC - City-Wide College	12	0	13	17	5	<b>47</b>
CCC - District Office	0	55	0	0	0	<b>55</b>
CCC - Harold Washington College	244	75	241	68	16	<b>644</b>
CCC - Harry S Truman College	129	70	94	43	3	<b>339</b>
CCC - Kennedy-King College	121	50	46	53	10	<b>280</b>
CCC - Malcolm X College	73	41	65	50	9	<b>238</b>
CCC - Olive-Harvey College	80	62	40	13	6	<b>201</b>
CCC - Richard J. Daley College	111	48	67	50	6	<b>282</b>
CCC - Wilbur Wright College	281	149	154	90	9	<b>683</b>
City Colleges of Chicago, Total	0	2	0	0	0	<b>2</b>
College of DuPage	718	345	906	268	25	<b>2,262</b>
College of Lake County	396	169	269	67	35	<b>936</b>
Danville Area Community College	105	51	14	6	8	<b>184</b>
Elgin Community College	301	224	164	69	35	<b>793</b>
Heartland Community College	301	81	107	9	31	<b>529</b>
Highland Community College	64	46	25	5	20	<b>160</b>
Illinois Central College	409	168	403	54	23	<b>1,057</b>
Illinois Eastern - Frontier	28	9	6	0	4	<b>47</b>
Illinois Eastern - Lincoln Trail	18	19	3	1	4	<b>45</b>
Illinois Eastern - Olney Central	54	26	4	1	0	<b>85</b>
Illinois Eastern - Wabash Valley	13	9	5	0	1	<b>28</b>
Illinois Eastern Colleges, Total	0	1	0	0	0	<b>1</b>

	Public Univ	Comm Coll	Indpt	Proprty	Out State in IL	Total
Illinois Valley Community College	207	151	76	13	12	459
John A. Logan College	274	89	18	4	12	397
John Wood Community College	98	39	92	2	0	231
Joliet Junior College	486	258	464	75	42	1,325
Kankakee Community College	110	55	32	11	8	216
Kaskaskia College	135	91	50	6	16	298
Kishwaukee College	170	123	48	19	9	369
Lake Land College	322	107	43	11	5	488
Lewis & Clark Community College	192	69	52	2	42	357
Lincoln Land Community College	354	97	195	7	4	657
McHenry County College	298	190	127	36	36	687
Metropolitan Community College	1	3	0	0	1	5
Moraine Valley Community College	598	229	547	120	13	1,507
Morton College	97	61	78	40	3	279
Oakton Community College	336	252	320	102	12	1,022
Parkland College	583	160	89	24	33	889
Prairie State College	201	106	83	33	14	437
Rend Lake College	158	163	25	5	17	368
Richland Community College	112	35	90	8	3	248
Rock Valley College	316	110	76	25	26	553
Sauk Valley Community College	102	70	29	12	4	217
Shawnee Community College	59	71	5	6	18	159
South Suburban Coll. of Cook Co.	178	105	77	64	23	447
Southeastern Illinois College	65	75	4	4	8	156
Southwestern Illinois College	346	66	98	10	77	597
Spoon River College	115	83	26	12	1	237
Triton College	269	259	232	97	17	874
Waubonsee Community College	301	110	311	57	12	791
William Rainey Harper College	605	273	474	140	14	1,506
Total	10,831	5,383	6,462	1,825	754	25,255

**Institutional Summary of 2011 Students Transferring from Indpt to Other Illinois Institutions by Institutional Sector**

	Public Univ	Comm Coll	Indpt	Proprty	Out State in IL	Total
Augustana College	15	40	12	2	3	72
Aurora University	32	40	22	7	1	102
Barat College	0	8	0	0	0	8
Benedictine University	21	48	27	3	0	99
Blackburn College	8	10	3	0	0	21
Blessing-Rieman College of Nursing	0	1	0	0	0	1
Bradley University	32	137	29	2	4	204
Columbia College Chicago	52	144	52	25	4	277
Concordia University	10	31	21	2	2	66
DePaul University	60	151	76	23	4	314
Dominican University	7	18	19	7	0	51
East-West University	9	17	15	10	3	54
Elmhurst College	23	52	31	11	0	117
Eureka College	4	32	5	0	2	43
Greenville College	17	16	6	1	2	42

	Public Univ	Comm Coll	Indpt	Proprty	Out State in IL	Total
Hebrew Theological College	3	9	2	0	0	14
Illinois Baptist College	0	0	2	0	0	2
Illinois College	14	8	3	0	1	26
Illinois Institute of Technology	9	17	7	1	1	35
Illinois Wesleyan University	17	30	9	2	0	58
Judson University	5	9	3	0	2	19
Knox College	6	7	3	0	1	17
Lake Forest College	6	10	12	1	0	29
Lakeview College of Nursing	0	1	1	0	0	2
Lewis University	29	31	19	8	2	89
Lincoln Christian University	4	14	3	0	0	21
Lincoln College	93	52	51	4	2	202
Loyola University of Chicago	46	90	67	19	2	224
MacCormac College	0	8	5	3	0	16
MacMurray College	9	8	3	3	0	23
McKendree University	16	21	5	1	2	45
Midwestern University	0	0	0	1	0	1
Millikin University	20	39	16	2	1	78
Monmouth College	22	45	12	3	0	82
Montay College	0	1	0	0	0	1
Moody Bible Institute	2	8	9	0	0	19
Morrison Institute of Technology	8	3	1	0	1	13
Mundelein College	0	3	0	0	0	3
National University of Health Sciences	1	1	0	0	0	2
National-Louis University	3	18	7	11	1	40
North Central College	26	39	21	2	1	89
North Park University	13	26	12	5	1	57
Northwest Suburban College of Basic and Allied Health Sciences	0	0	0	1	0	1
Northwestern University	13	31	13	5	0	62
Olivet Nazarene University	11	41	8	5	0	65
Parks College of St. Louis Univ	0	1	0	0	0	1
Principia College	1	1	0	0	0	2
Quincy University	11	35	8	2	0	56
Resurrection University	0	0	0	1	0	1
Robert Morris University-Illinois	48	135	59	95	14	351
Rockford College	9	17	6	1	2	35
Roosevelt University	31	63	47	12	1	154
Rush University	1	2	1	1	0	5
School of the Art Inst. Chicago	1	9	8	1	0	19
Shimer College	0	0	1	0	0	1
Springfield College in Illinois	28	4	57	0	0	89
St. Augustine College	16	4	3	11	2	36
St. Francis Medical Center College of Nursing	0	1	1	0	1	3
St. Xavier University	29	28	32	7	2	98
Trinity Christian College	5	8	4	3	0	20
Trinity College of Nursing & Health Sciences	0	0	0	0	1	1
Trinity International University	4	14	5	1	1	25
Univ. of St. Mary of the Lake	1	0	0	0	0	1



	Public Univ	Comm Coll	Indpt	Proprty	Out State in IL	Total
University of Chicago	1	17	1	3	1	23
University of St. Francis	12	8	15	3	1	39
VanderCook College of Music	0	0	1	0	0	1
Wheaton College	0	10	11	0	0	21
<b>Total</b>	<b>864</b>	<b>1,672</b>	<b>872</b>	<b>311</b>	<b>69</b>	<b>3,788</b>

**Institutional Summary of 2011 Students Transferring from Proprty to Other Illinois Institutions by Institutional Sector**

	Public Univ	Comm Coll	Indpt	Proprty	Out State in IL	Total
American Academy of Art	2	6	4	0	0	12
American InterContinental University Online	1	0	2	34	1	38
Career Colleges of Chicago	0	1	0	0	0	1
Chamberlain College of Nursing	0	0	2	0	0	2
Computer Systems Institute	0	2	1	0	1	4
DeVry University-DuPage Campus	0	18	0	0	0	18
DeVry University-Illinois	32	90	45	10	9	186
DeVry University-Keller	0	3	1	0	0	4
Fox College	0	2	6	2	0	10
Gem City College	0	2	0	0	0	2
Harrington College of Design	0	5	4	1	1	11
International Acad. of Design & Tech.	4	1	4	4	0	13
Le Cordon Bleu College of Culinary Arts in Chicago	1	2	7	14	2	26
Lincoln College of Technology	0	2	2	5	1	10
Midstate College	3	11	11	18	0	43
Northwestern College-Chicago	0	4	22	26	1	53
Northwestern College-Southwest	2	0	18	0	1	21
Ray College of Design, Chicago	4	29	19	16	0	68
Rockford Career College	0	8	5	3	10	26
Sanford-Brown College - Collinsville Campus	0	0	1	1	3	5
Taylor Business Institute	0	2	0	6	1	9
The College of Office Technology	0	0	0	2	1	3
The Illinois Institute of Art-Schaumburg	3	1	1	0	1	6
Tribeca Flashpoint Media Arts Academy	0	0	1	0	1	2
Vatterott College	0	0	0	2	1	3
Westwood College-Chicago Loop	0	4	4	1	0	9
Westwood College-DuPage	0	0	2	2	3	7
Westwood College-O'Hare Airport	0	1	0	1	0	2
Westwood College-River Oaks	0	0	0	2	0	2
<b>Total</b>	<b>52</b>	<b>194</b>	<b>162</b>	<b>150</b>	<b>38</b>	<b>596</b>


**Institutional Summary of 2011 Students Transferring from Out State/Foreign to Other Illinois Institutions by Institutional Sector**

	Public Univ	Comm Coll	Indpt	Proprty	Out State in IL	Total
Columbia College (MO)	0	1	0	0	0	1
Embry-Riddle Aeronautical University-Worldwide (FL)	0	1	0	0	0	1
ITT Technical Institute at Springfield	1	0	0	0	0	1
Lindenwood University (MO)	0	1	0	0	0	1
Out of State and Foreign Inst	2,760	4,574	3,108	5,129	303	15,874
<b>Total</b>	<b>2,761</b>	<b>4,577</b>	<b>3,108</b>	<b>5,129</b>	<b>303</b>	<b>15,878</b>

**Institutional Summary of 2011 Students Transferring from Unknown to Other Illinois Institutions by Institutional Sector**

	Public Univ	Comm Coll	Indpt	Proprty	Out State in IL	Total
Unknown	441	1,950	650	3,680	671	7,392
<b>Total</b>	<b>441</b>	<b>1,950</b>	<b>650</b>	<b>3,680</b>	<b>671</b>	<b>7,392</b>



Above table is provided by  and is housed on the iTransfer.org website at: <http://illinoiscas.org/transfer/doc11/Fall%202011%20Transfers%20From%20Inst%20Summary.pdf>. on the u.select section, Advisor information, Illinois Community News link: <http://www.itransfer.org/uselect/advisors/communityNews.aspx?subsection=advisors>, Illinois Transfer Data.

Please see <http://illinoiscas.org/transfer/default.asp>.

[Table of Contents](#)

# Appendix E: Current General Education & Major Course Distribution FY 2013

**A** - IAI Gen, Ed. Code

**B** - Number of institutional courses in databases (Historical, Current, Future, AND Inactive) equated to IAI Code

**C** - Percentage of total IAI Gen. Ed. institutional courses (out of 9,816)

A	B	C	A	B	C	A	B	C
C1 900	154	1.50 %	H2 904	18	0.18 %	H5 900	24	0.23 %
C1 900R	29	0.28 %	H2 905	12	0.12 %	H5 901	96	0.94 %
C1 901	116	1.13 %	H2 906	1	0.01 %	H5 904N	103	1.00 %
C1 901R	151	1.47 %	H2 907	2	0.02 %	H5 905	17	0.17 %
C2 900	184	1.79 %	H2 908	3	0.03 %	H9 900	43	0.42 %
F1 900	111	1.08 %	H2 909D	3	0.03 %	H9 901	46	0.45 %
F1 901	71	0.69 %	H3 900	75	0.73 %	H9 903D	17	0.17 %
F1 902	40	0.39 %	H3 901	79	0.77 %	HF 900	48	0.47 %
F1 903N	43	0.42 %	H3 902	61	0.59 %	HF 901	22	0.21 %
F1 904	47	0.46 %	H3 903	65	0.63 %	HF 902	36	0.35 %
F1 905D	15	0.15 %	H3 904	10	0.10 %	HF 903	32	0.31 %
F1 906	19	0.19 %	H3 905	69	0.67 %	HF 904N	60	0.59 %
F1 907	100	0.98 %	H3 906	74	0.72 %	HF 906D	26	0.25 %
F1 908	26	0.25 %	H3 907	57	0.56 %	HF 907D	13	0.13 %
F1 909D	13	0.13 %	H3 908N	62	0.60 %	HF 908	22	0.21 %
F1 910	2	0.02 %	H3 909	51	0.50 %	HS 900	3	0.03 %
F2 900	108	1.05 %	H3 910D	76	0.74 %	HS 901	1	0.01 %
F2 901	108	1.05 %	H3 911D	84	0.82 %	HS 902	2	0.02 %
F2 902	142	1.38 %	H3 912	92	0.90 %	HS 903	2	0.02 %
F2 903N	68	0.66 %	H3 913	92	0.90 %	ITE D	2	0.02 %
F2 904	17	0.17 %	H3 914	96	0.94 %	L1 900	30	0.29 %
F2 905	83	0.81 %	H3 915	90	0.88 %	L1 900L	160	1.56 %
F2 906D	10	0.10 %	H3 916	40	0.39 %	L1 901	15	0.15 %
F2 907D	6	0.06 %	H3 917	17	0.17 %	L1 901L	57	0.56 %
F2 908	53	0.52 %	H3 918	9	0.09 %	L1 902	5	0.05 %
F2 909	27	0.26 %	H4 900	103	1.00 %	L1 902L	44	0.43 %
F9 900	37	0.36 %	H4 901	33	0.32 %	L1 903	11	0.11 %
H1 900	384	3.74 %	H4 902	26	0.25 %	L1 903L	20	0.20 %
H2 900	16	0.16 %	H4 903N	22	0.21 %	L1 904	33	0.32 %
H2 901	45	0.44 %	H4 904	96	0.94 %	L1 904L	83	0.81 %
H2 902	50	0.49 %	H4 905	50	0.49 %	L1 905	63	0.61 %
H2 903N	53	0.52 %	H4 906	115	1.12 %	L1 905L	55	0.54 %

A	B	C	A	B	C	A	B	C	
L1 906	31	0.30 %	P1 905L	78	0.76 %	S2 914N	5	0.05 %	
L1 906L	12	0.12 %	P1 906	63	0.61 %	S2 915N	4	0.04 %	
L1 907	17	0.17 %	P1 906L	61	0.59 %	S2 916N	3	0.03 %	
L1 907L	5	0.05 %	P1 907	15	0.15 %	S2 917N	2	0.02 %	
LP 900	7	0.07 %	P1 907L	86	0.84 %	S2 918N	13	0.13 %	
LP 900L	11	0.11 %	P1 908	21	0.20 %	S2 919N	12	0.12 %	
LP 901	2	0.02 %	P1 908L	11	0.11 %	S3 900	58	0.57 %	
LP 901L	5	0.05 %	P1 909	32	0.31 %	S3 901	113	1.10 %	
M1 900	363	3.54 %	P1 909L	33	0.32 %	S3 902	117	1.14 %	
M1 900-1	90	0.88 %	P2 900	6	0.06 %	S4 900N	98	0.96 %	
M1 900-2	89	0.87 %	P2 900L	68	0.66 %	S4 901	15	0.15 %	
M1 900-3	84	0.82 %	P9 900	29	0.28 %	S4 902N	20	0.20 %	
M1 900-B	56	0.55 %	P9 900L	52	0.51 %	S4 903N	35	0.34 %	
M1 900-O	1	0.01 %	S1 900N	49	0.48 %	S4 904	3	0.03 %	
M1 901	17	0.17 %	S1 901N	79	0.77 %	S5 900	109	1.06 %	
M1 902	166	1.62 %	S1 902	41	0.40 %	S5 902	68	0.66 %	
M1 903	72	0.70 %	S1 903	35	0.34 %	S5 903	58	0.57 %	
M1 904	66	0.64 %	S1 904D	11	0.11 %	S5 904	90	0.88 %	
M1 905	52	0.51 %	S2 900	106	1.03 %	S5 905	62	0.60 %	
M1 906	78	0.76 %	S2 901	109	1.06 %	S5 906N	19	0.19 %	
M1 907	7	0.07 %	S2 902	60	0.59 %	S6 900	122	1.19 %	
P1 900	28	0.27 %	S2 903	62	0.60 %	S6 901	9	0.09 %	
P1 900L	131	1.28 %	S2 904N	4	0.04 %	S6 902	64	0.62 %	
P1 901	41	0.40 %	S2 905N	8	0.08 %	S6 903	70	0.68 %	
P1 901L	35	0.34 %	S2 906N	48	0.47 %	S6 904	50	0.49 %	
P1 902	39	0.38 %	S2 907N	22	0.21 %	S6 905	56	0.55 %	
P1 902L	181	1.76 %	S2 908N	45	0.44 %	S7 900	109	1.06 %	
P1 903	17	0.17 %	S2 909N	31	0.30 %	S7 901	84	0.82 %	
P1 903L	54	0.53 %	S2 910N	59	0.58 %	S7 902	102	0.99 %	
P1 904	4	0.04 %	S2 911N	19	0.19 %	S7 903D	62	0.60 %	
P1 904L	14	0.14 %	S2 912N	30	0.29 %	S7 904D	29	0.28 %	
P1 905	56	0.55 %	S2 913N	41	0.40 %	S8 900	102	0.99 %	
			S9 901	14	0.14 %	S9 900	31	0.31 %	S9 900

**IAI Gen. Ed. Code(s) with the greatest number of equated institutional courses:**

A	B	C
H1900	384	3.74 %

**IAI Gen. Ed. Code(s) with the least number of equated institutional courses (but at least one):**

A	B	C
HS901	1	0.01 %
H2906	1	0.01 %
M1900-O	1	0.01 %

**School Statistics**

**Schools with least one IAI General Education course in the database:**

**A** - Name of school

**B** - Number of IAI Gen, Ed. courses in database (Historical, Current, Future, AND Inactive)

**C** - Is school currently designated as an IAI Gen. Ed. participant?

A	B	C	A	B	C
Aurora University	72	Yes	Elmhurst College	82	Yes
Barat College	38	Yes	Eureka College	24	Yes
Benedictine University	112	Yes	Frontier Community College (IECC)	110	Yes
Black Hawk College	175	Yes	Harold Washington College (CCC)	162	Yes
Blackburn College	70	Yes	Harper College	173	Yes
Bradley University	79	Yes	Heartland Community College	127	Yes
Carl Sandburg College	98	Yes	Highland Community College	111	Yes
Chicago State University	105	Yes	Illinois Central College	139	Yes
College of DuPage	340	Yes	Illinois Institute of Art	34	Yes
College of Lake County	169	Yes	Illinois State University	149	Yes
Columbia College Chicago	120	No	Illinois Valley Community College	163	Yes
Concordia University Chicago	80	Yes	John A. Logan College	120	Yes
Daley College (Richard J.) (CCC)	116	Yes	John Wood Community College	80	Yes
Danville Area Community College	105	Yes	Joliet Junior College	104	Yes
DePaul University	73	Yes	Judson University	31	Yes
DeVry University, Chicago	29	Yes	Kankakee Community College	94	Yes
DeVry University, DuPage	26	Yes	Kaskaskia College	98	Yes
Discussion Items for Panels	1	No	Kendall College	44	Yes
Dominican University	93	Yes	Kennedy-King College (CCC)	106	Yes
Eastern Illinois University	209	Yes	Kishwaukee College	117	Yes
Elgin Community College	168	Yes	Lake Land College	87	Yes

A	B	C	A	B	C
Lewis & Clark Community College	133	Yes	Quincy University	79	Yes
Lewis University	60	Yes	Rend Lake College	89	Yes
Lexington College	20	Yes	Richland Community College	120	Yes
Lincoln Christian University	18	Yes	Robert Morris University	37	Yes
Lincoln College	133	No	Rock Valley College	177	Yes
Lincoln Land Community College	114	Yes	Rockford College	23	Yes
Lincoln Trail College (IECC)	110	Yes	Roosevelt University	71	Yes
MacCormac College	29	Yes	Saint Xavier University	105	Yes
MacMurray College	25	Yes	Sauk Valley Community College	122	Yes
Malcolm X College (CCC)	129	Yes	Shawnee Community College	81	Yes
McHenry County College	151	Yes	South Suburban College	95	Yes
McKendree University	57	Yes	Southeastern Illinois College	79	Yes
Metropolitan Community College	44	Yes	Southern Illinois University Carbondale	145	Yes
Midstate College	52	Yes	Southern Illinois University Edwardsville	119	Yes
Millikin University	64	Yes	Southwestern Illinois College	140	Yes
Moraine Valley Community College	131	Yes	Spoon River College	96	Yes
Morton College	106	Yes	Springfield College in Illinois	107	Yes
National-Louis University	26	Yes	St. Augustine College	45	Yes
North Central College	180	Yes	Trinity Christian College	60	Yes
North Park University	42	Yes	Triton College	152	Yes
Northeastern Illinois University	68	Yes	Truman College (Harry S) (CCC)	124	Yes
Northern Illinois University	134	Yes	University of Illinois at Chicago	146	Yes
Northwestern College	9	Yes	University of Illinois at Springfield	96	Yes
Oakton Community College	162	Yes	University of Illinois at Urbana- Champaign	260	Yes
Olive-Harvey College (CCC)	108	Yes	University of St. Francis	65	Yes
Olivet Nazarene University	58	Yes	Wabash Valley College (IECC)	110	Yes
Olney Central College (IECC)	110	Yes	Waubensee Community College	266	Yes
Parkland College	150	Yes	Western Illinois University	115	Yes
Prairie State College	123	Yes	Wilbur Wright College (CCC)	151	Yes

Additional information on school participation is available on the iTransfer website at:  
<http://www.itransfer.org/IAI/imanage/History/iaistats/SchoolsAndParticipations.aspx>



## Majors

**A** - IAI Majors Prefix\*\*

**B** - Numbers of institutional courses in database (Historical, Current, Future, AND Inactive) with IAI Majors Prefix

**C** - Percentage of total active IAI Majors institutional courses (out of 12,967 total inactive, active majors and courses)

\*\*Only currently active majors displayed in table below. Full course counts are available on all majors within iManage by request. Majors with courses recommended in the GECC sections are not displayed. This includes HIS, EGL, and SOC.

A	B	C
CS	445	3.36 %
PSY	366	2.76 %
MC	369	2.79 %
CRJ	325	2.45 %
MTH	439	3.32 %
EGR	1363	10.30 %
AG	293	2.21 %
ART	1113	8.41 %
TA	340	2.57 %
PLS	195	1.47 %
PHY	42	0.32 %
BUS	568	4.29 %
CHM	306	2.31 %
IND	125	0.94 %
BIO	909	6.87 %

<http://www.itransfer.org/IAI/imanage/History/iaistats/Majors.aspx>

**Course Count by IAI Baccalaureate Major**

Code	Major	# Course	Pct. of Courses
AG	[Major] Agriculture Panel	194	8.47 %
ART	[Major] Art Panel	9	0.39 %
BIO	[Major] Biology Panel	128	5.59 %
BUS	[Major] Business Panel	270	11.79 %
CHM	[Major] Chemistry Panel	241	10.52 %
CS	[Major] Computer Science Panel	176	7.69 %
CRJ	[Major] Criminal Justice Panel	202	8.82 %
EGR	[Major] Engineering Panel	237	10.35 %
IND	[Major] Industrial Technology	65	2.84 %
MC	[Major] Mass Communication Panel	242	10.57 %
MTH	[Major] Mathematics Panel	288	12.58 %
PHY	[Major] Physics Panel	38	1.66 %
PLS	[Major] Political Science Panel	16	0.70 %
PSY	[Major] Psychology Panel	55	2.40 %
TA	[Major] Theatre Arts Panel	129	5.63 %
	15 Majors	2290	100.00 %

<http://www.itransfer.org/IAI/imanage/History/iaistats/CourseCountByIAIBaccalaureateMajor.aspx>

[Table of Contents](#)



Appendix F: Database Updates and iManage System Information – including 5 year review information.

All Database Updates; July 1, 2012 to June 30, 2013 (includes GECC and Majors):	
2	July 2012
71	August 2012
53	September 2012
47	October 2012
51	November 2012
14	December 2012
55	January 2013
175	February 2013
37	March 2013
169	April 2013
23	May 2013
1	June 2013
698	<b>TOTAL</b>
General Education Updates; July 1, 2012 to June 30, 2013:	
2	July 2012
23	August 2012
30	September 2012
21	October 2012
35	November 2012
8	December 2012
22	January 2013
113	February 2013
21	March 2013
92	April 2013
10	May 2013
1	June 2013
378	<b>TOTAL</b>
Major Database Updates; July 1, 2012 to June 30, 2013:	
0	July 2012
48	August 2012
23	September 2012
26	October 2012
16	November 2012
6	December 2012
33	January 2013
62	February 2013
16	March 2013
77	April 2013
13	May 2013
0	June 2013
320	<b>TOTAL</b>

**iManage and Course Submission information by Semester:  
All Panels Summary**

<b>Fall 2012</b>	
<b>Total Courses Submitted to the system</b>	<b>229</b>
<b>5 Year Review</b>	
<u>Total Courses</u>	<u>100</u>
<u>Pending Decision</u>	<u>0</u>
<u>Approved Courses</u>	<u>58</u>
<u>Conditionally Approved Courses</u>	<u>10</u>
<u>Returned Courses</u>	<u>21</u>
<u>Need More Information</u>	<u>11</u>
<b>New Course Review</b>	
<u>Total Courses</u>	<u>129</u>
<u>Pending Decision</u>	<u>0</u>
<u>Approved Courses</u>	<u>60</u>
<u>Conditionally Approved Courses</u>	<u>4</u>
<u>Returned Courses</u>	<u>52</u>
<u>Need More Information</u>	<u>13</u>

**All Panels Summary**

<b>Spring 2013</b>	
<b>Total Courses Submitted to the system</b>	<b>597</b>
<b>5 Year Review</b>	
<u>Total Courses</u>	<u>377</u>
<u>Pending Decision</u>	<u>4</u>
<u>Approved Courses</u>	<u>217</u>
<u>Conditionally Approved Courses</u>	<u>34</u>
<u>Returned Courses</u>	<u>87</u>
<u>Need More Information</u>	<u>35</u>
<b>New Course Review</b>	
<u>Total Courses</u>	<u>220</u>
<u>Pending Decision</u>	<u>6</u>
<u>Approved Courses</u>	<u>99</u>
<u>Conditionally Approved Courses</u>	<u>43</u>
<u>Returned Courses</u>	<u>53</u>
<u>Need More Information</u>	<u>19</u>

For specific panel information and detailed statistics of panel performance (including attendance information) for both fall and spring semesters of the fiscal year, review our full report, [FY 2013 Panel Course Review Statistics and Performance Information](#):  
<http://www.itransfer.org/IAI/Fact/Forms/FY2013PanelCourseVotingStats.pdf>

[Table of Contents](#)