



# Annual Report

iTransfer.org  
Statewide Transfer Information System  
July 2015 - June 2016



## **Table of Contents**

[Overview](#), pg. 3

[Staff Information and Constituents](#), pg.4

[Populations Served](#), pg. 5

[FY2016 Summary](#), pg. 7

[FY 2016 Accomplishments](#), pg. 8

[Productivity Measures for FY 2016 iTransfer Website](#), pg. 10

[FY 2017 Goals](#), pg. 10

[Tables and Data Section](#), pg. 11

## Overview

As students within the state of Illinois consider their higher education plans, the need to transfer coursework from one institution to another is often a requirement for obtaining a degree. It is the goal of the [iTransfer website](#) to be a portal for students to plan, prepare, and make informed decisions about transferring within the state. The site provides vital information to these students in order to provide for a more informed and seamless transfer process. It helps students determine their path, start a plan, and get the most out of the institutions they choose to attend.

The website represents the efforts of more than 1000 faculty and staff members working across the State, including the Illinois Board of Higher Education, the Illinois Community College Board, the Illinois State Board of Education and the Transfer Coordinators of Illinois Colleges and Universities, all of whom participated in the development of the IAI curriculum guidelines beginning in 1993. The Illinois Articulation Initiative was fully established and in use by institutions in 1998. Also in 1998, iTransfer became the internet home of IAI. Over time, the mission of iTransfer has evolved to provide meaningful information to students within the state of Illinois seeking to transfer from one institution of higher education to the next. As such, the Illinois Articulation Initiative remains an important part of the site but is no longer the site's only function.

The purpose of iTransfer is to support the distribution of transfer information to students in Illinois. Significant factors in the success of the dissemination of information include access to current and accurate information on specific institutional courses that meet the Initiative's agreements, management of the information, marketing of the iTransfer website, and training of staff.

The iTransfer Web site is comprised of five principal components:

- The Student section of the site provides links to Transfer Resources, Transfer Process, and Types of Transfer to inform students about how transfer works and the resources available to them.
- [The Illinois Transferable General Education Core Curriculum \(GECC\)](#) is a package of core general education courses that will transfer from one school to another and will count towards a degree at the new school. Successful completion of these core courses composed of five fields or categories can mean a smoother transition to any associate or bachelor degree program at participating schools.
- [The Illinois Baccalaureate Major Recommendations \(IAI Majors\)](#) outline freshman and sophomore core course recommendations for specific majors. The majors offer course to course articulation for the core courses recommended between two-year institutions and accepting four-year institutions. This information is reflected on a major's page through the Major Directive information listing the four-year institutions that accept those recommended courses. The Directive information also provides courses approved by the major panel for each of the accepting four-year institutions. (See sample provided in the [Tables and Data Section](#).)
- The Faculty and Transfer Coordinator/Advisor information sections provide valuable information and guidance to education professionals. In order to assist the efforts of the more than 410 faculty who serve on panels and the additional 500 plus professional administrators in institutions who work with IAI, the site houses the [iManage system](#). This system provides the administrative functionality for IAI including course review, course

submissions, and database maintenance.

- iTransfer maintains a close affiliation with [MyCreditsTransfer](#). MyCreditsTransfer provides information on how courses transfer between participating colleges or universities, the degree programs that colleges and universities offer, and how students can best plan for their transfer. Transferology works best for students who already know where they are going to transfer to, or at least have their options narrowed down to a few colleges or universities. In addition, it works well for students who plan to come home and take one or two classes at a local college and transfer them back to their native institution.

The primary focus of the iTransfer team continues to be to develop or redesign and deploy various web resources to help our users effectively navigate the iTransfer.org site. The iTransfer Coordinator continues to assist with faculty and administrative panel related activities and serves as the primary contact for iTransfer and IAI.

In order to better serve our constituents, the iTransfer team utilizes a variety of sources to obtain user data and solicit feedback. Based upon the information gathered we continue to refine and improve the iManage system. The mobile portion of the iManage system is gaining in popularity and prompting staff to explore expansion opportunities.

[Table of Contents](#)

## Staff General Information

Moulton Hall  
Campus Box 2202  
Normal, IL 61790-2202  
Website: [www.iTransfer.org](http://www.iTransfer.org)  
Email: [itransfer@iTransfer.org](mailto:itransfer@iTransfer.org)  
Phone: 309.438.8640

## iTransfer Team

Jess Ray	University Registrar and iTransfer Director
Krista Jackson	iTransfer Coordinator
Richard Stillwell	iTransfer IT & Web Administrator
Rachel Carracci	Transfer Admissions Consultant
Janice Leuchtenberg	Program Facilitator

---

## Supporting Constituents

[Illinois Board of Higher Education](#) Staff

[Illinois Community College Board](#) Staff

Harper College Staff/Backup System/ Business Continuation

IAI Implementation Advisory Council – 20 academic and administrative members serving

IAI Steering Panel – 28 academic and administrative members serving, of these 12 are faculty at participating institutions

IAI Gen Ed Panels – 6 panels with 124 academic and administrative members serving, of these members 101 are faculty in participating institutions

IAI Major Panels – 17 panels with 353 academic and administrative members serving, of these members 314 are faculty in participating institutions.

(See [Table in Tables Section](#) for details on Faculty, Institutional Administrative Staff, and IAI Staff who serve on panels and work with IAI)

## [Transfer Coordinators of Illinois Colleges and Universities Organization](#)

[Table of Contents](#)

### Populations Served

The iTransfer website serves current and potential students in Illinois higher education, parents, faculty/advisors, administrators, planners, registrars, admissions staff, and the public at large. In our 18<sup>th</sup> year of working with the site, it continues to be an essential tool for these constituencies. Between July 1, 2015, and June 30, 2016, the site processed 138,002 visits to the site with 85,756 being unique visitors. This is slightly down from last year. There was a total of 815,004 page views with an average of 5.91 pages viewed per visit. Although there was a slight decrease in visitors, there was an increase in the total duration per visit (04.22 minutes). (See [Tables and Data Section](#) for detailed daily, monthly, and annual usage information in comparison with last fiscal year.)

Ninety-six institutions participated in the IAI this year as full participants and 15 institutions are receiving only institutions for a total of 111 participating institutions. (For a list of schools, see the iTransfer.org site at [List of Participating Institutions](#).)

More than 525 faculty members, transfer coordinators, and academic officers from participating two-year, four-year, and private institutions serve on IAI general education and major panels. The website facilitates the course review and approval process for the panels with a variety of tools, including the IAI Calendar and the iManage administrative system.

The primary focus of iTransfer and the IAI is to serve students transferring from institution to institution within the state. As such, it is important to be familiar with student data related to transferring. The iTransfer team utilizes a variety of sources to help us identify the transfer activities of Illinois students. The tables below are based on [MyCreditsTransfer](#) data for students transferring in the fall of 2014.

2014 Sector Summary of Transfers to and from in Illinois - Sector Summary of fall 2014

Students Transferring From:

	Public University	Community College	Independent	Proprietary	Out of State/Foreign	Total
<b>Public University</b>	838	3,257	637	231	30	<b>4,993</b>
<b>Community College</b>	9,944	6,514	5,996	1,945	438	<b>24,837</b>
<b>Independent</b>	796	1,744	813	192	26	<b>3,571</b>
<b>Proprietary</b>	47	271	87	141	16	<b>562</b>
<b>Out of State/Foreign</b>	2,554	5,157	2,539	8,998	239	<b>19,487</b>
<b>Unknown</b>	1,072	612	539	2,527	26	<b>4,776</b>
<b>Total</b>	<b>15,251</b>	<b>17,555</b>	<b>10,611</b>	<b>14,034</b>	<b>775</b>	<b>58,226</b>

Students Transferring To:

	Public University	Community College	Independent	Proprietary	Out of State/Foreign	Unknown	Total
<b>Public University</b>	838	9,944	796	47	2,554	1,072	<b>15,251</b>
<b>Community College</b>	3,257	6,514	1,744	271	5,157	612	<b>17,555</b>
<b>Independent</b>	637	5,996	813	87	2,539	539	<b>10,611</b>
<b>Proprietary</b>	231	1,945	192	141	8,998	2,527	<b>14,034</b>
<b>Out of State/Foreign</b>	30	438	26	16	239	26	<b>775</b>
<b>Total</b>	<b>4,993</b>	<b>24,837</b>	<b>3,571</b>	<b>562</b>	<b>19,487</b>	<b>4,776</b>	<b>58,226</b>



Prepared by MyCreditsTransfer | Available Online at <http://www.mycreditstransfer.org/support/transferdata.asp>

Additional information is available on the [IBHE website](#).

[Table of Contents](#)

## FY2016 Summary

The iTransfer website was launched in 1998 (iTransfer.org). The look and functionality of the site has undergone many changes and improvements. As technologies improve and change, the iTransfer team makes improvements to the site. The continual improvement allows the site to remain an up-to-date and important tool for transfer information within the state. iTransfer.org continues to operate with the assistance of multiple backups, including a backup site that is maintained and available to provide service if the main site is unavailable.

Currently, the website's database houses a total of 7,045 active GECC courses and 2,320 active Major courses for a total of 9,365 active courses in IAI. Table 1a is the course population statistics for IAI GECC and Baccalaureate Majors courses housed in the IAI database for all current and future dates.

Table 1a:

### General Education and Major course information

#### OVERVIEW

197	Total IAI Gen Ed Descriptions
7,045	Active General Education courses
11,103	Total General Education courses (includes historical courses)
81	Total IAI Majors Descriptions
2,320	Active General Major courses
13,615	Total Major courses (includes historical courses)
1,063	Database Updates (Gen Ed Only) Before April 15, 1998
13,127	Gen Ed Database Updates On And After April 15, 1998
21,800	Majors Database Updates On And After April 15, 1998

Tuesday, August 01, 2016 (9:30 AM)

(Includes courses in the database with the following status: Current, Future)

#### General Education

Total Courses :	7045		
2-Year (60):	4709	66.84 % of 7045	
Public(50)	4709	66.84 % of 7045	100.00 % of 4709
Independent(10)	119	1.69 % of 7045	2.53 % of 4709
4-Year (83):	2216	31.45 % of 7045	
Public (17)	978	13.88 % of 7045	44.13 % of 2216
Independent (66)	1238	17.57 % of 7045	55.87 % of 2216

#### Baccalaureate Majors

Total Courses:	2320		
2-Year (60):	1756	75.69 % of 2320	
Public(50)	1726	74.40 % of 2320	98.29 % of 1756
Independent(10)	30	1.29 % of 2320	1.71 % of 1756
4-Year (83)	564	24.31 % of 2320	
Public (17)	334	14.40 % of 2320	59.22 % of 564
Independent (66)	230	9.91 % of 2320	40.78 % of 564

This is the eighteenth year (2015-2016) of the iTransfer website. It was a year of internal systems transition that put our site server restructure ahead of plans and is now a nearly completed project. The site itself remains devoted to creating new functionality, redesigning, and refining the site as well as following our marketing and technology plan. Accordingly, iTransfer staff completed and began work on a variety of projects that enhanced our FY 2016 objectives.

The overall objective for the iTransfer staff was to continue to enhance and develop the iTransfer.org website, to support the IAI Major and Transferable GECC package, and prepare the annual iTransfer report, which includes annual objectives as well as a summary of the program.

[Table of Contents](#)

## FY 2016 Accomplishments

In FY 2016, the following goals, projects, and activities were completed. Many of these projects and activities will be continued in FY 2017. These are highlighted as they are discussed.

Staff:

- Monitored and maintained iTransfer business continuation activities to include existing systems and function – revise as necessary. *This is an ongoing process.*
- Edited and “fine-tuned” systems, including marketing activities to effectively meet client needs. *This is an ongoing process.*
- Reviewed, installed and implemented new software and hardware to facilitate database and web application design.
  - The staff is working with OU Campus for a site redesign. This project was begun in earnest in FY 2016 and will continue moving through FY 2017. This redesign is expected to improve our mobile functionality and layout as well.
  - We reevaluated our webinar program and have switched to a paid-for product called [join.me](#). This product has allowed us to offer very reliable, easy to use web conferencing for remote attendees to the panel meetings.
  - In a related item to the webinar program, staff explored 800 number phone conferencing for iTransfer and IAI use in panel meetings, in addition to those by our Board constituents. We were able to obtain an 800 number conference line to enhance our remote participation offerings for panel members unable to attend the meetings in person.
  - Due to a database and site failure that occurred in late April of this year, the server project that was undertaken to convert all of our physical servers to a virtual server structure was completed on the main site and database. Work continues to convert a quality assurance and test environment of the site to virtual servers.
  - *Many of these items are processes that will continue to be reviewed and improved.*
- Continued to upload courses into the course review system for panel review at spring and fall session meetings. *This is an ongoing process.*
  - This included monitoring the electronic processes involved in submission and via iManage.
- Staff worked to improve performance and user satisfaction. *This is an ongoing process.*
- Attended various IAI GECC and Major Panel meetings in spring and fall sessions. *This is an ongoing process.*



- Create meeting summaries for meetings iTransfer staff attended. *This is an ongoing process.*
- Meeting summaries were completed by the iTransfer team for all GECC and iTransfer managed panels. *This is an ongoing process.*
- Assist participating institutions with staff training and technical directions/implementation. *This is an ongoing process.*
  - This continues to be a concern and project for the iTransfer staff. Opportunities to enhance and create better training options continue to be refined, explored, and developed.
- Respond to IAI Steering panel directions regarding program evaluation processes. *This is an ongoing process.*
- As requests and needs were identified by the Steering Panel, staff worked to implement recommendations for IAI and iTransfer. *This is an ongoing process.*
- Research website and server technologies to ensure that iTransfer.org reflects current web practices and make changes accordingly. *This is an ongoing process.*
- Continued to adjust site based on user feedback and the overall iTransfer marketing plan to make the site more user-friendly. *This is an ongoing process.*
- Continued to develop and implement the IAI/iTransfer marketing plan. *This is an ongoing process.*
- Prepare annual report and identified specific goals for coming year. *This is an ongoing process.*
  - The annual report was completed, shared with appropriate Board representatives, and deployed on the iTransfer site before mid-September 2015.
- Continue to provide support to our Board constituents. *This is an ongoing process.*
  - Staff continued to provide assistance and support to the IBHE and ICCB staff as necessary. This included phone meetings and travel to programmatic meetings.
- Continue to review and refine the iTransfer operations manual and Business Continuation Plan. *This is an ongoing process.*
- Continue updates to the iTransfer website to refine the site as the state of Illinois comprehensive "portal" for transfer student information. *This is an ongoing process.*
- Staff continued to review Google analytics, site navigation, and user feedback to improve functionality and design of the site.
- Add content based on recommendations from the IAI Advisory Committee, IAI Steering Committee, IBHE, and ICCB. *This is an ongoing process.*
- As changes in information were announced, the site was updated to reflect any changes and recommendations provided by constituents.
- As functionality issues in iManage and other site issues arose, a variety of programming and report projects were completed in a timely manner.

[Table of Contents](#)

## Productivity Measures for FY 2016 iTransfer Website

iTransfer	FY 2015	FY 2016
Presentations	3	2
Training Sessions	30*	66*
Applications Developed	2**	5**
Applications Modified	6	12
Meetings attended	36***	33***
Database updates	586****	766****

\*includes online training webinars and one-on-one training offered in FY 2016 for iTransfer & iManage system

\*\*this includes any new application deployed.

\*\*\*includes panel meetings iTransfer staff attended as well as other IAI related meetings

\*\*\*\* includes course updates for GECC and major courses in all of FY 2016 (See [Tables and Data Section](#) for FY 2016 Course distribution) – information gathered from the iManage database update system. (See Database Update Information in the [Tables and Data Section](#))

The FY 2016 training sessions included the following:

- Website Training for advisors via webinars
- Webinars and one-on-one training opportunities were offered to new panel members and institutional staff as requested for the iTransfer.org site use and the iManage system.

## Summary

The iTransfer team focused on improving the usability and functionality of the site for our stakeholders while maintaining consistency in the quality of service and communication tools utilized. The iTransfer.org site continues to be a primary resource for students interested in transferring and those who work with the transfer students of Illinois.

[Table of Contents](#)

## FY 2017 iTransfer Goals:

- Continue to support the iTransfer and IAI mission of transfer and articulation for the State of Illinois as directed by IBHE and ICCB. This includes attending and administratively supporting panel and other IAI meetings.
- Continue to enhance iTransfer.org as a resource where users can get the information they need regarding transfer in Illinois. Form and foster partnerships with multiple constituents within the state of Illinois to improve discussion of transfer issues.
- Jointly market iTransfer.org, IAI, and MyCreditsTransfer to constituent groups and clearly identify iTransfer as the student portal for transfer resources within the state.
- Continue to improve on business continuation practices including the virtual server and the development of the administrator manual for iManage.
- Continue to explore and develop the mobile functionality for iManage systems and main iTransfer website.
- Increase institutional faculty and staff training information for the various users of iManage.
- Continue to support the IAI Transferable General Education Core Curriculum, the IAI Majors in all aspects.
- Prepare the iTransfer annual summary report for IBHE and ICCB.

• [Table of Contents](#)

# TABLES & DATA SECTION

[Table of Contents](#)

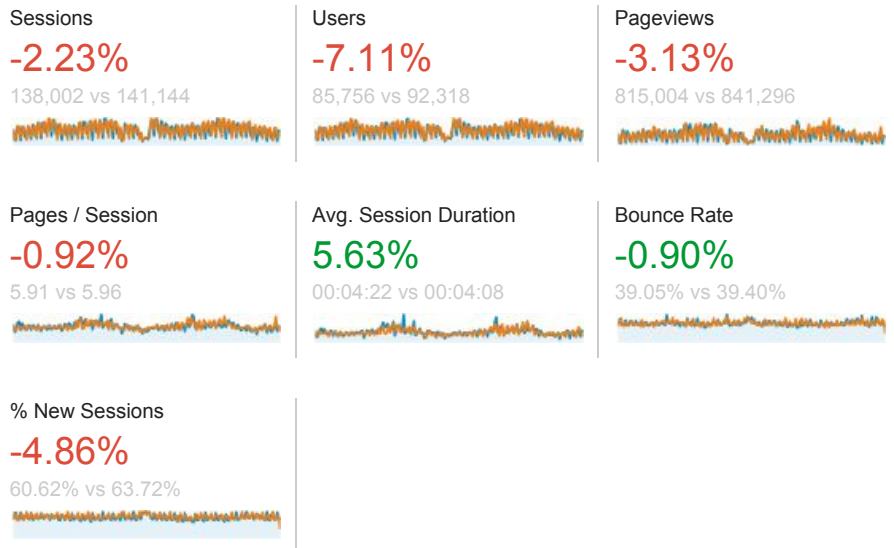
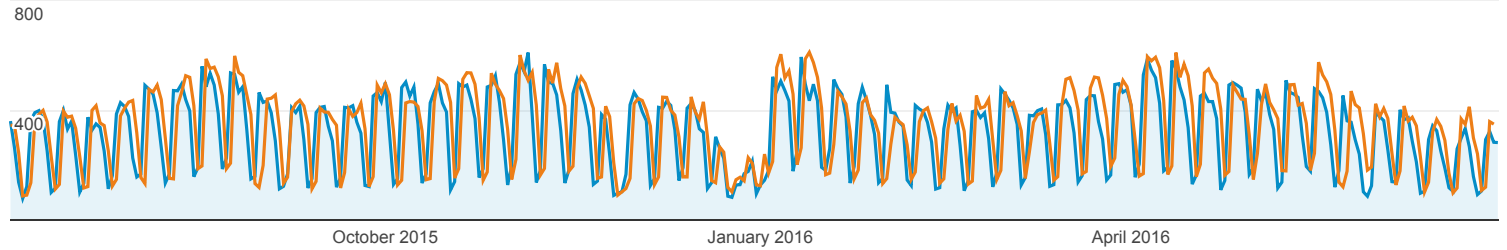
Jul 1, 2015 - Jun 30, 2016  
Compare to: Jul 1, 2014 - Jun 30, 2015

# Audience Overview

All Users  
+0.00% Sessions

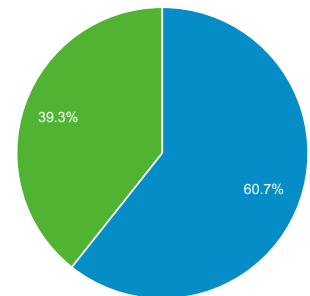
## Overview

Jul 1, 2015 - Jun 30, 2016: ● Users  
Jul 1, 2014 - Jun 30, 2015: ● Users

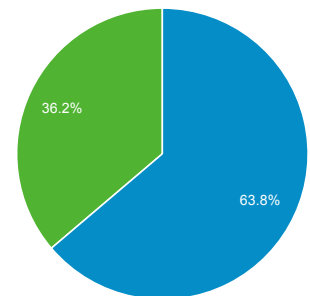


■ New Visitor ■ Returning Visitor

Jul 1, 2015 - Jun 30, 2016



Jul 1, 2014 - Jun 30, 2015



## Language

Sessions % Sessions

Language	Sessions	% Sessions
<b>1. en-us</b>		
Jul 1, 2015 - Jun 30, 2016	132,334	95.89%
Jul 1, 2014 - Jun 30, 2015	131,128	92.90%
<b>% Change</b>	<b>0.92%</b>	<b>3.22%</b>
<b>2. pt-br</b>		
Jul 1, 2015 - Jun 30, 2016	1,165	0.84%
Jul 1, 2014 - Jun 30, 2015	4,265	3.02%
<b>% Change</b>	<b>-72.68%</b>	<b>-72.06%</b>
<b>3. zh-cn</b>		
Jul 1, 2015 - Jun 30, 2016	559	0.41%
Jul 1, 2014 - Jun 30, 2015	543	0.38%
<b>% Change</b>	<b>2.95%</b>	<b>5.29%</b>

4. en-gb	Jul 1, 2015 - Jun 30, 2016	456	0.33%
	Jul 1, 2014 - Jun 30, 2015	572	0.41%
	<b>% Change</b>	<b>-20.28%</b>	<b>-18.46%</b>
5. c	Jul 1, 2015 - Jun 30, 2016	416	0.30%
	Jul 1, 2014 - Jun 30, 2015	125	0.09%
	<b>% Change</b>	<b>232.80%</b>	<b>240.38%</b>
6. pt-pt	Jul 1, 2015 - Jun 30, 2016	268	0.19%
	Jul 1, 2014 - Jun 30, 2015	751	0.53%
	<b>% Change</b>	<b>-64.31%</b>	<b>-63.50%</b>
7. (not set)	Jul 1, 2015 - Jun 30, 2016	251	0.18%
	Jul 1, 2014 - Jun 30, 2015	327	0.23%
	<b>% Change</b>	<b>-23.24%</b>	<b>-21.49%</b>
8. en	Jul 1, 2015 - Jun 30, 2016	223	0.16%
	Jul 1, 2014 - Jun 30, 2015	428	0.30%
	<b>% Change</b>	<b>-47.90%</b>	<b>-46.71%</b>
9. ar	Jul 1, 2015 - Jun 30, 2016	202	0.15%
	Jul 1, 2014 - Jun 30, 2015	331	0.23%
	<b>% Change</b>	<b>-38.97%</b>	<b>-37.58%</b>
10. ko	Jul 1, 2015 - Jun 30, 2016	200	0.14%
	Jul 1, 2014 - Jun 30, 2015	214	0.15%
	<b>% Change</b>	<b>-6.54%</b>	<b>-4.41%</b>

Course Review Totals  
Academic Year 2016 (Fall 2015 and Spring 2016)

Panel	Ongoing Courses	New Courses	Total
[GenEd] Communication Panel	64	23	87
[GenEd] Humanities/Fine Arts Panel	113	102	215
[GenEd] Life Sciences Panel	85	31	116
[GenEd] Mathematics Panel	84	25	109
[GenEd] Physical Sciences Panel	104	31	135
[GenEd] Social and Behavioral Sciences Panel	90	55	145
[Major] Agriculture Panel	23	6	29
[Major] Art Panel	0	18	18
[Major] Biology Panel	43	21	64
[Major] Business Panel	33	4	37
[Major] Chemistry Panel	82	23	105
[Major] Criminal Justice Panel	48	5	53
[Major] Computer Science Panel	39	9	48
[Major] Early Childhood Education Panel	0	32	32
[Major] English Panel	0	0	0
[Major] Engineering Panel	64	8	72
[Major] History Panel	0	0	0
[Major] Media and Communication Arts Panel (formerly Mass Communication)	22	6	28
[Major] Mathematics Panel	80	6	86
[Major] Physics Panel	13	21	34
[Major] Political Science Panel	1	0	1
[Major] Psychology Panel	1	1	2
[Major] Sociology Panel	0	0	0
[Major] Theatre Arts Panel	37	2	39
Total	1026	429	1455

Course Review Totals

Fall 2015

Panel	Ongoing Courses	New Courses	Total
[GenEd] Communication Panel	37	17	54
[GenEd] Humanities/Fine Arts Panel	59	43	102
[GenEd] Life Sciences Panel	44	19	63
[GenEd] Mathematics Panel	55	15	70
[GenEd] Physical Sciences Panel	61	18	79
[GenEd] Social and Behavioral Sciences Panel	57	31	88
[Major] Agriculture Panel	23	3	26
[Major] Art Panel	0	12	12
[Major] Biology Panel	23	9	32
[Major] Business Panel	20	3	23
[Major] Chemistry Panel	47	17	64
[Major] Criminal Justice Panel	26	3	29
[Major] Computer Science Panel	22	2	24
[Major] Early Childhood Education Panel	0	12	12
[Major] English Panel	0	0	0
[Major] Engineering Panel	35	7	42
[Major] History Panel	0	0	0
[Major] Media and Communication Arts Panel (formerly Mass Communication)	10	2	12
[Major] Mathematics Panel	48	3	51
[Major] Physics Panel	10	11	21
[Major] Political Science Panel	1	0	1
[Major] Psychology Panel	0	1	1
[Major] Sociology Panel	0	0	0
[Major] Theatre Arts Panel	25	1	26
Total	603	229	832

Course Review Totals  
Spring2016

Panel	Ongoing Courses	New Courses	Total
[GenEd] Communication Panel	27	6	33
[GenEd] Humanities/Fine Arts Panel	54	59	113
[GenEd] Life Sciences Panel	41	12	53
[GenEd] Mathematics Panel	29	10	39
[GenEd] Physical Sciences Panel	43	13	56
[GenEd] Social and Behavioral Sciences Panel	33	24	57
[Major] Agriculture Panel	0	3	3
[Major] Art Panel	0	6	6
[Major] Biology Panel	20	12	32
[Major] Business Panel	13	1	14
[Major] Chemistry Panel	35	6	41
[Major] Criminal Justice Panel	22	2	24
[Major] Computer Science Panel	17	7	24
[Major] Early Childhood Education Panel	0	20	20
[Major] English Panel	0	0	0
[Major] Engineering Panel	29	1	30
[Major] History Panel	0	0	0
[Major] Media and Communication Arts Panel (formerly Mass Communication)	12	4	16
[Major] Mathematics Panel	32	3	35
[Major] Physics Panel	3	10	13
[Major] Political Science Panel	0	0	0
[Major] Psychology Panel	1	0	1
[Major] Sociology Panel	0	0	0
[Major] Theatre Arts Panel	12	1	13
Total	423	200	623