



# Annual Report

iTransfer.org  
Statewide Transfer Information System  
July 2014 - June 2015



## Table of Contents

[Overview](#), pg. 3

[Staff Information and Constituents](#), pg. 5

[Populations Served](#), pg. 6

[FY2015 Summary](#), pg. 8

[FY 2015 Goal Assessment and Accomplishments](#), pg. 9

[Productivity Measures for FY 2015 iTransfer Website](#), pg. 12

[FY 2016 Goals](#), pg.13

[Tables and Data Section](#), pg. 14

## Overview

As students within the state of Illinois consider their higher education plans, the need to transfer coursework from one institution to another is often a requirement in obtaining a degree. It is the goal of the [iTransfer website](#) to be a portal for students to plan, prepare, and make informed decisions about transferring within the state. The site provides vital information to these students in order to provide for a more informed and seamless transfer process. It helps students determine their path, start a plan, and get the most out of the institutions they choose to attend.

The website represents the efforts of more than 1000 faculty and staff members working across the State, including the Illinois Board of Higher Education, the Illinois Community College Board, the Illinois State Board of Education and the Transfer Coordinators of Illinois Colleges and Universities, all of whom participated in the development of the IAI curriculum guidelines beginning in 1993. The Illinois Articulation Initiative was fully established and in use by institutions in 1998. Also in 1998, iTransfer became the internet home of IAI. Over time, the mission of iTransfer has evolved to provide meaningful information to students within the state of Illinois seeking to transfer from one institution of higher education to the next. As such, the Illinois Articulation Initiative remains an important part of the site, but is no longer the site's only function.

The purpose of iTransfer is to support the distribution of transfer information to students in Illinois. Significant factors in the success of the dissemination of information include: access to current and accurate information on specific institutional courses that meet the Initiative's agreements, management of the information, marketing of the iTransfer web site, and training of staff.

The iTransfer Web site is comprised of five principal components:

- The Student section of the site provides links for Transfer Resources, Transfer Process, and Types of Transfer to inform students about how transfer works and the resources available to them.
- [The Illinois Transferable General Education Core Curriculum \(GECC\)](#) is a package of core general education courses that will transfer from one school to another and will count towards a degree at the new school. Successful completion of these core courses composed of five fields or categories can mean a smoother transition to any associate or bachelor degree program at participating schools.
- [The Illinois Baccalaureate Major Recommendations \(IAI Majors\)](#) outline freshman and sophomore core course recommendations for specific majors. The majors offer course to course articulation for the core courses recommended between two year institutions and accepting four year institutions. This information is reflected on a major's page through the Major Directive information listing the four year institutions that accept those recommended courses. The Directive information also provides courses approved by the major panel for each of the accepting four year institutions. (See sample provided in the [Tables and Data Section](#).)
- The Faculty and Transfer Coordinator/Advisor information sections provide valuable information and guidance to education professionals. In order to assist the efforts of the more than 410 faculty who serve on panels and the additional 500 plus professional administrators in institutions who work with IAI, the site houses the [iManage system](#). This system provides the administrative functionality for IAI including course review, course submissions, and database maintenance.

- iTransfer maintains a close affiliation with [MyCreditsTransfer](#). MyCreditsTransfer provides information on how courses transfer between participating colleges or universities, the degree programs that colleges and universities offer, and how students can best plan for their transfer. Transferology works best for students who already know where they are going to transfer to, or at least have their options narrowed down to a few colleges or universities. In addition, it works well for students who plan to come home and take one or two classes at a local college and transfer them back to their native institution.

The primary focus of the iTransfer team continues to be to develop or redesign and deploy various web resources to help our users effectively navigate the iTransfer.org site. The iTransfer Coordinator continues to assist with faculty and administrative panel related activities and serves as the primary contact for iTransfer and IAI.

In order to better serve our constituents, the iTransfer team utilizes a variety of sources to obtain user data and solicit feedback. Based upon the information gathered we continue to refine and improve the iManage system. The mobile portion of the iManage system is gaining in popularity and prompting staff to explore expansion opportunities.

[Table of Contents](#)

## Staff General Information

Moulton Hall  
Campus Box 2202  
Normal, IL 61790-2202  
Website: [www.iTransfer.org](http://www.iTransfer.org)  
Email: [itransfer@iTransfer.org](mailto:itransfer@iTransfer.org)  
Phone: 309.438.8640  
Fax: 309.438.7350

### iTransfer Team

Jess Ray	University Registrar and iTransfer Director
Krista Jackson	iTransfer Coordinator
Richard Stillwell	iTransfer IT & Web Administrator
Rachel Carracci	Transfer Admissions Consultant
Janice Leuchtenberg	Program Facilitator
John Healy	Marketing Support

---

### Supporting Constituents

[Illinois Board of Higher Education](#) Staff

[Illinois Community College Board](#) Staff

Harper College Staff/Backup System/ Business Continuation

IAI Implementation Advisory Council – 20 academic and administrative members serving

IAI Steering Panel – 28 academic and administrative members serving, of these 12 are faculty at participating institutions

IAI Gen Ed Panels – 6 panels with 124 academic and administrative members serving, of these members 101 are faculty in participating institutions

IAI Major Panels – 17 panels with 353 academic and administrative members serving, of these members 314 are faculty in participating institutions.

(See [Table in Tables Section](#) for details on Faculty, Institutional Administrative Staff, and IAI Staff who serve on panels and work with IAI)

[Transfer Coordinators of Illinois Colleges and Universities Organization](#)

[Table of Contents](#)

## Populations Served

The iTransfer web site serves current and potential students in Illinois higher education, parents, faculty/advisors, administrators, planners, registrars, admissions staff, and the public at large. In our 17<sup>th</sup> year of working with the site, it continues to be an essential tool for these constituencies. Between July 1, 2014 and June 30, 2015, the site processed 141,144 visits to the site with 92,318 being unique visitors. This is slightly down from last year. There were a total of 841,296 page views with an average of 5.96 pages viewed per visit. Although there was a slight decrease in visitors, there was an increase in the total duration per visit (04.08 minutes). (See [Tables and Data Section](#) for detailed daily, monthly, and annual usage information in comparison with last fiscal year.)

Ninety-five institutions participated in the IAI this year as full participants and 18 institutions are receiving only institutions for a total of 113 participating institutions. (For a list of schools, see [Tables and Data Section](#) as well as on the iTransfer.org site at: [List of Participating Institutions](#).)

More than 525 faculty members, transfer coordinators, and academic officers from participating two-year, four-year, and private institutions serve on IAI general education and major panels. The website facilitates the course review and approval process for the panels with a variety of tools, including the IAI Calendar and the iManage administrative system.

The primary focus of iTransfer and the IAI is to serve students transferring from institution to institution within the state. As such, it is important to be familiar with student data related to transferring. The iTransfer team utilizes a variety of sources to help us identify the transfer activities of Illinois students. The tables below are based on [MyCreditsTransfer](#) data for students transferring in the fall of 2014.



2014 Sector Summary of Transfers to and from in Illinois.

Sector Summary of Fall 2014 Students Transferring From:

	Public University	Community College	Independent	Proprietary	Out of State/Foreign	Total
Public University	838	3,257	637	231	30	<b>4,993</b>
Community College	9,944	6,514	5,996	1,945	438	<b>24,837</b>
Independent	796	1,744	813	192	26	<b>3,571</b>
Proprietary	47	271	87	141	16	<b>562</b>
Out of State/Foreign	2,554	5,157	2,539	8,998	239	<b>19,487</b>
Unknown	1,072	612	539	2,527	26	<b>4,776</b>
Total	<b>15,251</b>	<b>17,555</b>	<b>10,611</b>	<b>14,034</b>	<b>775</b>	<b>58,226</b>

Sector Summary of Fall 2014 Students Transferring To:

	Public University	Community College	Independent	Proprietary	Out of State/Foreign	Unknown	Total
Public University	838	9,944	796	47	2,554	1,072	<b>15,251</b>
Community College	3,257	6,514	1,744	271	5,157	612	<b>17,555</b>
Independent	637	5,996	813	87	2,539	539	<b>10,611</b>
Proprietary	231	1,945	192	141	8,998	2,527	<b>14,034</b>
Out of State/Foreign	30	438	26	16	239	26	<b>775</b>
Total	<b>4,993</b>	<b>24,837</b>	<b>3,571</b>	<b>562</b>	<b>19,487</b>	<b>4,776</b>	<b>58,226</b>

08/05/2015 Prepared by MyCreditsTransfer| Available Online at: <http://www.mycreditstransfer.org/support/transferdata.asp>

Additional information is available on the [IBHE website](#). Please see [Tables and Data Section](#) for additional data of transfer within the state of Illinois.

[Table of Contents](#)

## FY2015 Summary

The iTransfer website was launched in 1998 (iTransfer.org). The look and functionality of the site have undergone many changes and improvements. As technologies improve and change, the iTransfer team makes improvements to the site. The continual improvement allows the site to remain an up-to-date and important tool for transfer information within the state. iTransfer.org continues to operate with the assistance of multiple backups, including a backup site that is maintained and available to provide service if the main site is unavailable.

Currently the website's database houses a total of 7,035 active GECC courses and 2,360 active Major courses for a total of 9,395 courses in IAI. [Table 1a](#) is the course population statistics for IAI GECC and Baccalaureate Majors courses housed in the IAI database for all current and future dates. Additional institutional participation information across General Education and the majors can be found in the [Tables and Data Section](#).

Table 1a:

### General Education and Major course information

#### OVERVIEW

197	Total IAI Gen Ed Descriptions
7,035	Active General Education courses
10,925	Total General Education courses, including historical/ended courses since April 15, 1998
78	Total IAI Majors Descriptions
2,360	Active General Major courses
13,495	Total Major courses, including historical/ended courses since April 15, 1998
24,420	Total All IAI Courses since April 15, 1998
1,063	Database Updates (Gen Ed Only) Before April 15, 1998
12,719	Gen Ed Database Updates On And After April 15, 1998
21,479	Majors Database Updates On And After April 15, 1998
339	Gen Ed Database Updates in FY 2015
247	Majors Database Updates in FY 2015

#### Course Population Division Statistics

Tuesday, August 25, 2015 (8:58 AM)

(Includes courses in the database with the following status: Current, Future)

#### General Education

Total Courses :	7035		
2-Year (60):	<b>4696</b>	66.75 % of 7035	
<b>Public(50)</b>	4696	66.75 % of 7035	100.00 % of 4696
<b>Independent(10)</b>	119	1.69 % of 7035	2.53 % of 4696
4-Year (83):	<b>2219</b>	31.54 % of 7035	
<b>Public (17)</b>	988	14.04 % of 7035	44.52 % of 2219
<b>Independent (66)</b>	1231	17.50 % of 7035	55.48 % of 2219



## Baccalaureate Majors

Total Courses:	2360		
2-Year (60):	<b>1781</b>	75.47 % of 2360	
<b>Public(50)</b>	1751	74.19 % of 2360	98.32 % of 1781
<b>Independent(10)</b>	30	1.27 % of 2360	1.68 % of 1781
4-Year (83)	<b>579</b>	24.53 % of 2360	
<b>Public (17)</b>	347	14.70 % of 2360	59.93 % of 579
<b>Independent (66)</b>	232	9.83 % of 2360	40.07 % of 579

The seventeenth year (2014-2015) of the IAI iTransfer web site remains devoted to creating new functionality, redesigning, and refining the site as well as following our marketing and technology plan. Accordingly, iTransfer staff completed and began work on a variety of projects that enhanced our FY 2014 objectives.

The overall objective for the iTransfer staff was to continue to enhance and develop the iTransfer.org website, to support the IAI Major and Transferable GECC package, and prepare the annual iTransfer report, which includes annual objectives as well as a summary of the program.

[Table of Contents](#)

### FY 2015 Goal Assessment and Accomplishments

In FY 2015, the following goals, projects and activities were completed. Many of these projects and activities will be continued in FY 2016. These are highlighted as they are discussed.

Staff:

- Monitor and maintained iTransfer business continuation activities to include existing systems and function – revise as necessary. *This is an ongoing process.*

#### FY 2015 accomplishments

- Edited and “fine-tuned” systems, including marketing activities to effectively meet client needs.
- Install and implement new software and hardware to facilitate database and web application design. *This is an ongoing process.*

#### FY 2015 accomplishments

- Reviewed current software on the market to ensure iTransfer is utilizing technologies appropriate for the best functionality.
- Explored how to expand and enhance the mobile site functionality. Our IT and Web Administrator attended professional conferences and collaborated with other web specialists to create a plan for enhancing our mobile site functions.
- Continue to upload courses into the course review system for panel review at spring and fall session meetings. *This is an ongoing process.*

#### FY 2015 accomplishments

- This included monitoring the electronic processes involved in submission and via iManage.
- Staff worked to improve performance and user satisfaction.
- Attend various IAI GECC and Major Panel meetings in spring and fall sessions. *This is an ongoing process.*

#### FY 2015 accomplishments

- The iTransfer team continues use of the free web conferencing program called [AnyMeeting](#) for remoting participants whenever possible. We had experienced some functional difficulties with the use of the program in FY2014 and 2015. Our IT and Web Administrator as well as our Program Facilitator worked together and researched options to solve the issue. In initial use during the summer of 2015 through web training on site related items, the devised fix appeared to have resolved much of the previous difficulties. We are continuing work on devising and testing solutions to try to use this functionality at our other main venue of Heartland Community College. In the past, firewall issues on the wireless service at Heartland have prevented our ability to use it.
- Create meeting summaries for meetings iTransfer staff attended. *This is an ongoing process.*

**FY 2015 accomplishments**

  - Meeting summaries were completed by the iTransfer team for all GECC and iTransfer managed panels.
- Assist participating institutions with staff training and technical directions/implementation. *This is an ongoing process.*

**FY 2015 accomplishments**

  - After the IAI team discussed and reviewed plans on training, the following items were determined to be the appropriate course of action regarding training for FY 2015 and FY 2016 (*This is expected to be an ongoing project for FY 2016*):
    - ◆ Began work on the creation of a comprehensive booklet regarding informational items on IAI. The IAI Program Facilitator has begun the work of creating and pulling together items that will be housed in the manual/booklet.
    - ◆ The IAI Coordinator has begun work creating training documents which will also be available within the manual as well as on the iTransfer site. These documents are step-by-step walk-through pdf's that will provide direction:
      - for new panel members in voting and navigating in iManage,
      - for institutional submitters working on submitting courses and maintaining institutional database information, and
      - for advisors using the main iTransfer site in working with students.
    - ◆ The IAI Coordinator conducted more than 35 web-based and one-on-one phone training opportunities for advisors, faculty members, and submitters in FY 2015. The web-based training was handled as webinars through the [AnyMeeting](#) program. Training was available to any staff or faculty who contacted the IAI team and requested assistance. In addition, webinars were organized in a way which allowed interested people to sign up and participate without making any special request. These practices were determined to be effective and will be continued.
    - ◆ While the team did not rule out the possibility of Camtasia-based productions to be posted on the iTransfer YouTube channel, it was determined that the current course of action was a more efficient use of time. This will continue to be discussed as an option moving forward.
- Respond to IAI Steering panel directions regarding program evaluation processes. *This is an ongoing process.*

**FY 2015 accomplishments**

  - As requests and needs were identified by the Steering Panel, staff worked to implement recommendations for IAI and iTransfer.
- Research web site and server technologies to ensure that iTransfer.org reflects current web practices and make changes accordingly. *This is an ongoing process.*

**FY 2015 accomplishments**

  - Continued to adjust site based on user feedback and the overall iTransfer marketing plan to make the site more user friendly.
  - The IT and Web Administrator, who joined the IAI team in July of 2014, identified possible

improvements that could be made to business continuation practices as well as site functionality and design by working to move much of the iTransfer server structure to virtual servers. This server structure will also be a cost saving measure. This task has been determined to be monumental and will be taken in incremental steps. The IT and Web Administrator acquired the servers in FY 2015. Work on configuring and structuring the servers for optimal function and security has begun. Plans continue to be developed to move portions of the site to the virtual server structure. *This is expected to be an ongoing project for FY 2016 and into FY 2017.*

- The IAI team continued to review and discuss the structure and design of the main site. It has been determined that improvements could be made as the volume of information currently on the site is vast and could be streamlined to assist with usability.
- Continue to develop and implement the IAI/iTransfer marketing plan. *This is an ongoing process.*  
**FY 2015 accomplishments**
  - With the iTransfer “portal”, the marketing plan continued its focus to encompass “all things transfer” in Illinois.
- Continue technology research, development and implementation plan. *This is an ongoing process.*  
**FY 2015 accomplishments**
  - iTransfer staff and the IAI team met frequently to discuss projects, marketing opportunities, and look at refining site aspects to increase satisfaction with site functionality. This included a few all-day meetings in FY 2015.
- Prepare annual report and identified specific goals for coming year. *This is an ongoing process.*  
**FY 2015 accomplishments**
  - The annual report was completed, shared with appropriate Board representatives, and deployed on the iTransfer site before mid-September 2014.
- Continue to provide support to our Board constituents. *This is an ongoing process.*  
**FY 2015 accomplishments**
  - Staff continued to provide assistance and support to the IBHE and ICCB staff as necessary. This included phone meetings and travel to programmatic meetings. Training was also offered as requested.
- Continue to review and refine the iTransfer operations manual and Business Continuation Plan. *This is an ongoing process.*  
**FY 2015 accomplishments**
  - Reviewed recently updated Business Continuation Plan and made appropriate changes.
  - The new IT and Web Administrator began in July 2014 and based on his recommendation the Business Continuation Plan was updated to include the virtual server project.
  - The IAI team determined the need for an administrator manual for iManage functionality. The manual will include step-by-step instructions for processes and a timeline of expected administrator and IAI activities.
- Continue updates to the iTransfer website to refine the site as the state of Illinois comprehensive “portal” for transfer student information. *This is an ongoing process.*  
**FY 2015 accomplishments**
  - Staff continued to review Google analytics, site navigation, and user feedback to improve functionality and design of the site.
  - Strengthening the military student section will be a focus of IAI team with assistance from MyCreditsTransfer staff and other experts within the IAI system in FY 2016. MyCreditsTransfer and Transferology currently house some military student information and iTransfer.org should strive not to duplicate that information, but enhance it.
- Add content based on recommendations from the IAI Advisory Committee, IAI Steering Committee, IBHE, and ICCB. *This is an ongoing process.*  
**FY 2015 accomplishments**
  - As changes in information were announced, the site was updated to reflect any changes

and recommendations provided by constituents.

- Complete activities related to server structure reconstruction for enhanced business continuation purposes. These included, but were not limited to (*These activities will continue in FY 2016*):

#### **FY 2015 accomplishments**

- Pricing of new server technology
  - Purchasing of server technologies
  - Set up of appropriate software and server technologies
  - Bolstering server security from external attacks
  - This initiative is how the virtual server project began and will continue for FY 2016 and possibly into FY 2017.
- Develop and complete projects as they arise. *This is an ongoing process.*

#### **FY 2015 accomplishments**

- As functionality issues in iManage and other site issues arose, a variety of programming and report projects were completed in a timely manner.

[Table of Contents](#)

### **Productivity Measures for FY 2015 iTransfer Website**

iTransfer	FY 2014	FY 2015
Presentations	2	3
Training Sessions	14*	30*
Applications Developed	0**	2**
Applications Modified	1	6
Meetings attended	31***	36***
Database updates	1180****	586****

\*includes online training webinars and one-on-one training offered in FY 2015 for iTransfer & iManage system

\*\*this includes any new application deployed.

\*\*\*includes panel meetings iTransfer staff attended as well as other IAI related meetings

\*\*\*\* includes course updates for GECC and major courses in all of FY 2015 (See [Tables and Data Section](#) for FY 2015 Course distribution) – information gathered from the iManage database update system. (See Database Update Information in the [Tables and Data Section](#))

The FY 2015 training sessions included the following:

- Website Training for advisors via webinars
- Webinars and one-on-one training opportunities were offered to new panel members and institutional staff as requested for the iTransfer.org site use and the iManage system.

### **Summary**

The iTransfer team focused on improving the usability and functionality of the site for our stakeholders while maintaining consistency in the quality of service and communication tools utilized. The iTransfer.org site continues to be a primary resource for students interested in transferring and those who work with the transfer students of Illinois.

[Table of Contents](#)

## FY 2016 iTransfer Goals:

- Continue to support the iTransfer and IAI mission of transfer and articulation for the State of Illinois as directed by IBHE and ICCB. This includes attending and administratively supporting panel and other IAI meetings.
- Continue to enhance iTransfer.org as a resource where users can get information they need regarding transfer in Illinois. Form and foster partnerships with multiple constituents within the state of Illinois to improve discussion of transfer issues.
- Jointly market iTransfer.org, IAI, and MyCreditsTransfer to constituent groups and clearly identify iTransfer as the student portal for transfer resources within the state.
- Continue to improve on business continuation practices including the virtual server and the development of the administrator manual for iManage.
- Continue to explore and develop the mobile functionality for iManage systems and main iTransfer website.
- Continue to identify ways to improve information on iTransfer for military and veteran students and implement appropriate strategies.
- Increase institutional faculty and staff training information for the various users of iManage.
- Continue to support the IAI Transferable General Education Core Curriculum, the IAI Majors in all aspects.
- Prepare the iTransfer annual summary report for IBHE and ICCB.

[Table of Contents](#)

# TABLES & DATA SECTION

[Table of Contents](#)

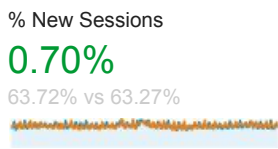
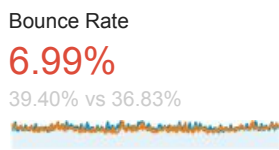
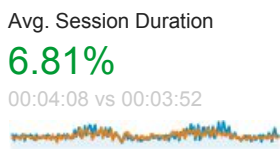
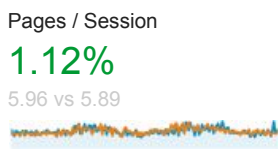
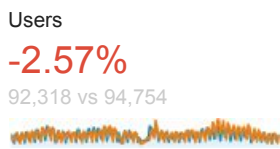
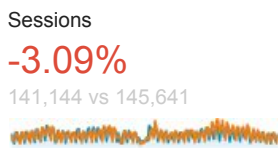
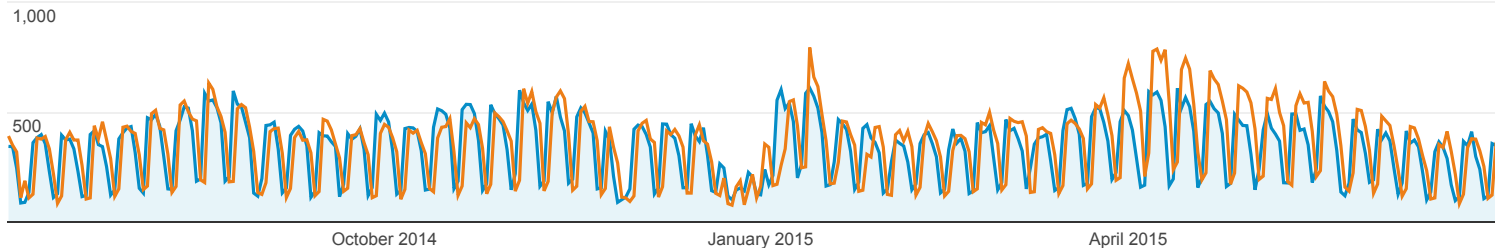
Jul 1, 2014 - Jun 30, 2015  
Compare to: Jul 1, 2013 - Jun 30, 2014

# Audience Overview



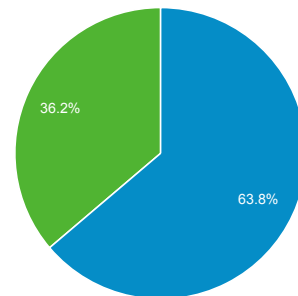
Overview

Jul 1, 2014 - Jun 30, 2015: ● Users  
Jul 1, 2013 - Jun 30, 2014: ● Users

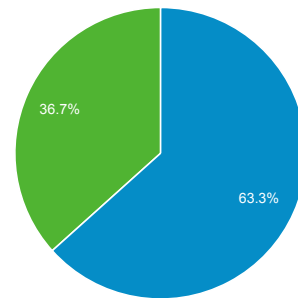


■ New Visitor ■ Returning Visitor

Jul 1, 2014 - Jun 30, 2015



Jul 1, 2013 - Jun 30, 2014



Language

Sessions % Sessions

1. en-us

Jul 1, 2014 - Jun 30, 2015 131,128 92.90%

Jul 1, 2013 - Jun 30, 2014 134,983 92.68%

% Change **-2.86%** **0.24%**

2. pt-br

Jul 1, 2014 - Jun 30, 2015 4,265 3.02%

Jul 1, 2013 - Jun 30, 2014 5,336 3.66%

% Change **-20.07%** **-17.52%**

3. pt-pt

Jul 1, 2014 - Jun 30, 2015 751 0.53%

Jul 1, 2013 - Jun 30, 2014 878 0.60%

% Change **-14.46%** **-11.74%**

4. <a href="#">en-gb</a>	Jul 1, 2014 - Jun 30, 2015	572		0.41%
	Jul 1, 2013 - Jun 30, 2014	441		0.30%
	<b>% Change</b>	<b>29.71%</b>		<b>33.84%</b>
5. <a href="#">zh-cn</a>	Jul 1, 2014 - Jun 30, 2015	543		0.38%
	Jul 1, 2013 - Jun 30, 2014	593		0.41%
	<b>% Change</b>	<b>-8.43%</b>		<b>-5.51%</b>
6. <a href="#">en</a>	Jul 1, 2014 - Jun 30, 2015	428		0.30%
	Jul 1, 2013 - Jun 30, 2014	766		0.53%
	<b>% Change</b>	<b>-44.13%</b>		<b>-42.35%</b>
7. <a href="#">ar</a>	Jul 1, 2014 - Jun 30, 2015	331		0.23%
	Jul 1, 2013 - Jun 30, 2014	73		0.05%
	<b>% Change</b>	<b>353.42%</b>		<b>367.87%</b>
8. <a href="#">(not set)</a>	Jul 1, 2014 - Jun 30, 2015	327		0.23%
	Jul 1, 2013 - Jun 30, 2014	7		0.00%
	<b>% Change</b>	<b>4,571.43%</b>		<b>4,720.27%</b>
9. <a href="#">ko</a>	Jul 1, 2014 - Jun 30, 2015	214		0.15%
	Jul 1, 2013 - Jun 30, 2014	186		0.13%
	<b>% Change</b>	<b>15.05%</b>		<b>18.72%</b>
10. <a href="#">fr</a>	Jul 1, 2014 - Jun 30, 2015	196		0.14%
	Jul 1, 2013 - Jun 30, 2014	161		0.11%
	<b>% Change</b>	<b>21.74%</b>		<b>25.62%</b>

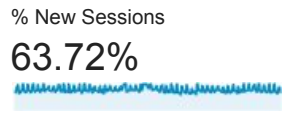
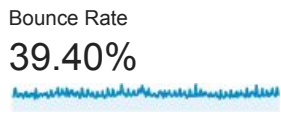
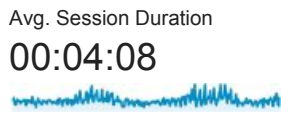
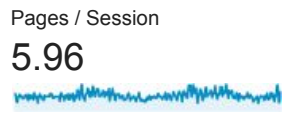
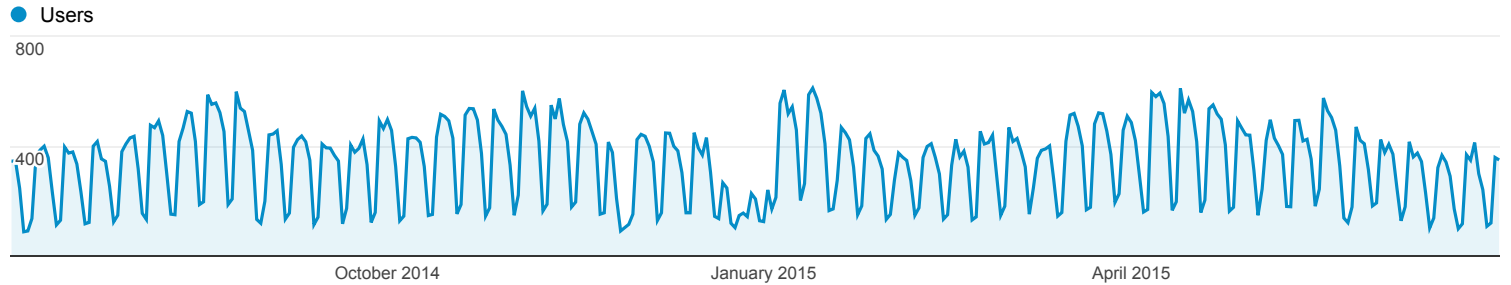


Jul 1, 2014 - Jun 30, 2015

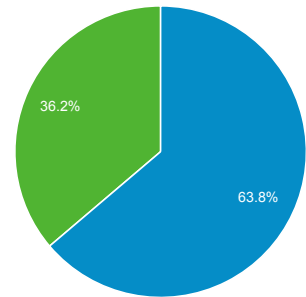
# Audience Overview

All Sessions  
100.00%

## Overview



■ New Visitor ■ Returning Visitor



Language	Sessions	% Sessions
1. en-us	131,128	92.90%
2. pt-br	4,265	3.02%
3. pt-pt	751	0.53%
4. en-gb	572	0.41%
5. zh-cn	543	0.38%
6. en	428	0.30%
7. ar	331	0.23%
8. (not set)	327	0.23%
9. ko	214	0.15%
10. fr	196	0.14%

Jul 1, 2014 - Jun 30, 2015  
Compare to: Jul 1, 2013 - Jun 30, 2014

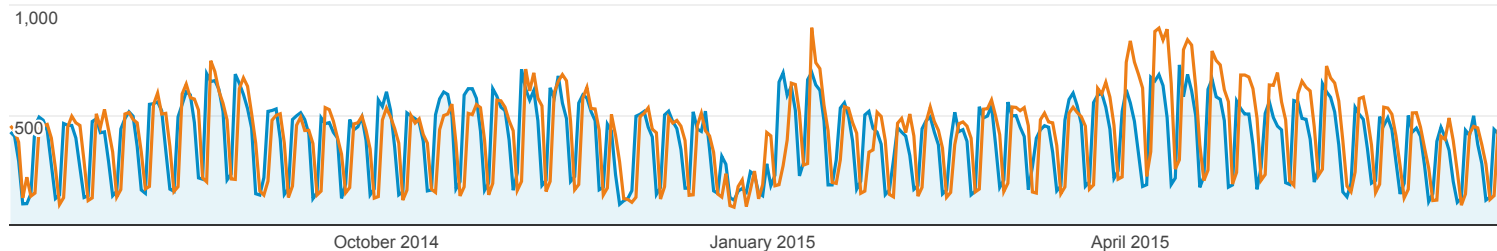
# Browser & OS

All Sessions  
+0.00%

Explorer

Summary

Jul 1, 2014 - Jun 30, 2015: ● Sessions  
Jul 1, 2013 - Jun 30, 2014: ● Sessions



Browser	Acquisition			Behavior			Conversions		
	Sessions	% New Sessions	New Users	Bounce Rate	Pages / Session	Avg. Session Duration	Reached contact (Goal 1 Conversion Rate)	Reached contact (Goal 1 Completions)	Reached contact (Goal 1 Value)
	3.09% ↓ 141,144 vs 145,641	0.70% ↑ 63.79% vs 63.35%	2.41% ↓ 90,030 vs 92,257	6.99% ↓ 39.40% vs 36.83%	1.12% ↑ 5.96 vs 5.89	6.81% ↑ 00:04:08 vs 00:03:52	9.38% ↓ 0.46% vs 0.51%	12.18% ↓ 656 vs 747	12.18% ↓ \$656.00 vs \$747.00
1. Chrome									
Jul 1, 20	54,161 (38.37%)	72.71%	39,380 (43.74%)	43.45%	5.66	00:03:48	0.46%	248 (37.80%)	\$248.00 (37.80%)
Jul 1, 20	45,337 (31.13%)	73.41%	33,280 (36.07%)	41.75%	5.70	00:03:35	0.47%	212 (28.38%)	\$212.00 (28.38%)
% Chang	19.46%	-0.95%	18.33%	4.08%	-0.66%	5.99%	-2.08%	16.98%	16.98%
2. Internet Explorer									
Jul 1, 20	39,563 (28.03%)	50.00%	19,782 (21.97%)	29.54%	6.93	00:05:02	0.39%	156 (23.78%)	\$156.00 (23.78%)
Jul 1, 20	49,255 (33.82%)	52.04%	25,634 (27.79%)	27.99%	6.79	00:04:35	0.54%	268 (35.88%)	\$268.00 (35.88%)
% Chang	-19.68%	-3.92%	-22.83%	5.51%	2.06%	9.56%	-27.53%	-41.79%	-41.79%
3. Firefox									
Jul 1, 20	22,662 (16.06%)	57.93%	13,128 (14.58%)	36.81%	6.65	00:04:47	0.45%	102 (15.55%)	\$102.00 (15.55%)
Jul 1, 20	24,382 (16.74%)	61.75%	15,055 (16.32%)	33.57%	6.11	00:04:05	0.52%	128 (17.14%)	\$128.00 (17.14%)
% Chang	-7.05%	-6.18%	-12.80%	9.68%	8.77%	17.45%	-14.26%	-20.31%	-20.31%
4. Safari									
Jul 1, 20	22,248 (15.76%)	70.92%	15,779 (17.53%)	47.37%	4.55	00:02:54	0.43%	96 (14.63%)	\$96.00 (14.63%)
Jul 1, 20	22,427 (15.40%)	67.21%	15,074 (16.34%)	47.05%	4.48	00:02:53	0.38%	86 (11.51%)	\$86.00 (11.51%)
% Chang	-0.80%	5.52%	4.68%	0.68%	1.70%	0.40%	12.53%	11.63%	11.63%
5. Android Browser									
Jul 1, 20	1,384 (0.98%)	74.21%	1,027 (1.14%)	53.68%	3.59	00:02:47	2.53%	35 (5.34%)	\$35.00 (5.34%)

	Jul 1, 20	<b>2,406</b> (1.65%)	75.60%	1,819 (1.97%)	51.54%	3.71	00:02:37	1.33%	32 (4.28%)	\$32.00 (4.28%)
	<b>% Chang</b>	<b>-42.48%</b>	<b>-1.85%</b>	<b>-43.54%</b>	<b>4.17%</b>	<b>-3.32%</b>	<b>6.50%</b>	<b>90.14%</b>	<b>9.38%</b>	<b>9.38%</b>
6.	<a href="#">Opera Mini</a>									
	Jul 1, 20	<b>278</b> (0.20%)	90.29%	251 (0.28%)	80.58%	1.40	00:00:53	3.24%	9 (1.37%)	\$9.00 (1.37%)
	Jul 1, 20	<b>141</b> (0.10%)	91.49%	129 (0.14%)	77.30%	1.44	00:00:50	2.84%	4 (0.54%)	\$4.00 (0.54%)
	<b>% Chang</b>	<b>97.16%</b>	<b>-1.31%</b>	<b>94.57%</b>	<b>4.23%</b>	<b>-3.06%</b>	<b>5.82%</b>	<b>14.12%</b>	<b>125.00%</b>	<b>125.00%</b>
7.	<a href="#">Opera</a>									
	Jul 1, 20	<b>268</b> (0.19%)	79.85%	214 (0.24%)	65.67%	4.04	00:01:49	0.00%	0 (0.00%)	\$0.00 (0.00%)
	Jul 1, 20	<b>260</b> (0.18%)	75.77%	197 (0.21%)	57.31%	3.94	00:02:06	0.77%	2 (0.27%)	\$2.00 (0.27%)
	<b>% Chang</b>	<b>3.08%</b>	<b>5.39%</b>	<b>8.63%</b>	<b>14.59%</b>	<b>2.60%</b>	<b>-13.35%</b>	<b>-100.00%</b>	<b>-100.00%</b>	<b>-100.00%</b>
8.	<a href="#">Amazon Silk</a>									
	Jul 1, 20	<b>191</b> (0.14%)	69.63%	133 (0.15%)	40.84%	7.02	00:04:56	0.52%	1 (0.15%)	\$1.00 (0.15%)
	Jul 1, 20	<b>208</b> (0.14%)	75.96%	158 (0.17%)	46.15%	4.34	00:03:51	0.00%	0 (0.00%)	\$0.00 (0.00%)
	<b>% Chang</b>	<b>-8.17%</b>	<b>-8.33%</b>	<b>-15.82%</b>	<b>-11.52%</b>	<b>61.78%</b>	<b>28.41%</b>	<b>∞%</b>	<b>∞%</b>	<b>∞%</b>
9.	<a href="#">Safari (in-app)</a>									
	Jul 1, 20	<b>127</b> (0.09%)	92.13%	117 (0.13%)	69.29%	2.13	00:01:07	0.00%	0 (0.00%)	\$0.00 (0.00%)
	Jul 1, 20	<b>236</b> (0.16%)	91.53%	216 (0.23%)	50.00%	3.12	00:01:43	0.00%	0 (0.00%)	\$0.00 (0.00%)
	<b>% Chang</b>	<b>-46.19%</b>	<b>0.66%</b>	<b>-45.83%</b>	<b>38.58%</b>	<b>-31.83%</b>	<b>-34.50%</b>	<b>0.00%</b>	<b>0.00%</b>	<b>0.00%</b>
10.	<a href="#">UC Browser</a>									
	Jul 1, 20	<b>65</b> (0.05%)	93.85%	61 (0.07%)	78.46%	1.58	00:00:22	7.69%	5 (0.76%)	\$5.00 (0.76%)
	Jul 1, 20	<b>26</b> (0.02%)	100.00%	26 (0.03%)	88.46%	1.31	00:00:23	0.00%	0 (0.00%)	\$0.00 (0.00%)
	<b>% Chang</b>	<b>150.00%</b>	<b>-6.15%</b>	<b>134.62%</b>	<b>-11.30%</b>	<b>21.18%</b>	<b>-4.16%</b>	<b>∞%</b>	<b>∞%</b>	<b>∞%</b>

Rows 1 - 10 of 37

Jul 1, 2014 - Jun 30, 2015

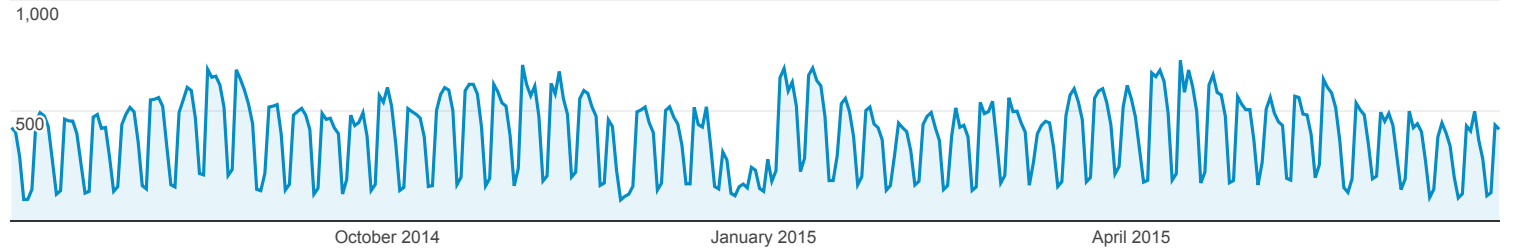
# Browser & OS

All Sessions  
100.00%

Explorer

Summary

Sessions



Browser	Acquisition			Behavior			Conversions <span>Goal 1: Reached contact</span>		
	Sessions	% New Sessions	New Users	Bounce Rate	Pages / Session	Avg. Session Duration	Reached contact (Goal 1 Conversion Rate)	Reached contact (Goal 1 Completions)	Reached contact (Goal 1 Value)
	141,144 <small>% of Total: 100.00% (141,144)</small>	63.79% <small>Avg for View: 63.72% (0.11%)</small>	90,030 <small>% of Total: 100.11% (89,930)</small>	39.40% <small>Avg for View: 39.40% (0.00%)</small>	5.96 <small>Avg for View: 5.96 (0.00%)</small>	00:04:08 <small>Avg for View: 00:04:08 (0.00%)</small>	0.46% <small>Avg for View: 0.46% (0.00%)</small>	656 <small>% of Total: 100.00% (656)</small>	\$656.00 <small>% of Total: 100.00% (\$656.00)</small>
1. Chrome	54,161 (38.37%)	72.71%	39,380 (43.74%)	43.45%	5.66	00:03:48	0.46%	248 (37.80%)	\$248.00 (37.80%)
2. Internet Explorer	39,563 (28.03%)	50.00%	19,782 (21.97%)	29.54%	6.93	00:05:02	0.39%	156 (23.78%)	\$156.00 (23.78%)
3. Firefox	22,662 (16.06%)	57.93%	13,128 (14.58%)	36.81%	6.65	00:04:47	0.45%	102 (15.55%)	\$102.00 (15.55%)
4. Safari	22,248 (15.76%)	70.92%	15,779 (17.53%)	47.37%	4.55	00:02:54	0.43%	96 (14.63%)	\$96.00 (14.63%)
5. Android Browser	1,384 (0.98%)	74.21%	1,027 (1.14%)	53.68%	3.59	00:02:47	2.53%	35 (5.34%)	\$35.00 (5.34%)
6. Opera Mini	278 (0.20%)	90.29%	251 (0.28%)	80.58%	1.40	00:00:53	3.24%	9 (1.37%)	\$9.00 (1.37%)
7. Opera	268 (0.19%)	79.85%	214 (0.24%)	65.67%	4.04	00:01:49	0.00%	0 (0.00%)	\$0.00 (0.00%)
8. Amazon Silk	191 (0.14%)	69.63%	133 (0.15%)	40.84%	7.02	00:04:56	0.52%	1 (0.15%)	\$1.00 (0.15%)
9. Safari (in-app)	127 (0.09%)	92.13%	117 (0.13%)	69.29%	2.13	00:01:07	0.00%	0 (0.00%)	\$0.00 (0.00%)
10. UC Browser	65 (0.05%)	93.85%	61 (0.07%)	78.46%	1.58	00:00:22	7.69%	5 (0.76%)	\$5.00 (0.76%)

Rows 1 - 10 of 29

Jul 1, 2014 - Jun 30, 2015  
Compare to: Jul 1, 2013 - Jun 30, 2014

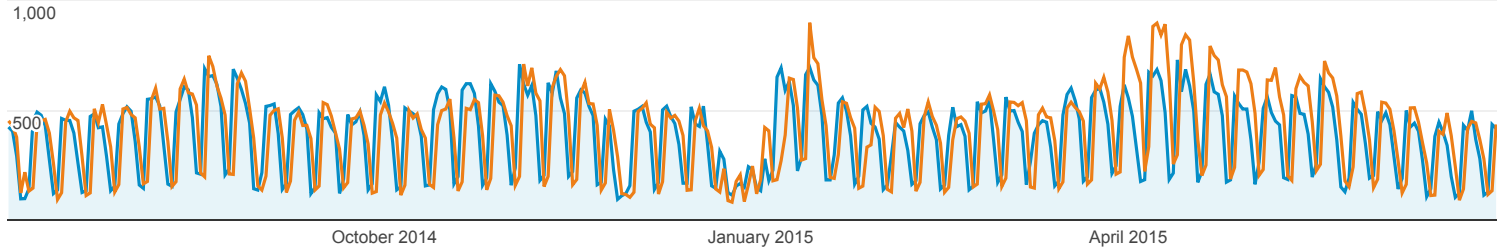
# Overview

All Sessions  
+0.00%

Explorer

Summary

Jul 1, 2014 - Jun 30, 2015: ● Sessions  
Jul 1, 2013 - Jun 30, 2014: ● Sessions



Device Category	Acquisition			Behavior			Conversions <span>Goal 1: Reached contact</span>		
	Sessions	% New Sessions	New Users	Bounce Rate	Pages / Session	Avg. Session Duration	Reached contact (Goal 1 Conversion Rate)	Reached contact (Goal 1 Completions)	Reached contact (Goal 1 Value)
	3.09% ↓ 141,144 vs 145,641	0.70% ↑ 63.79% vs 63.35%	2.41% ↓ 90,030 vs 92,257	6.99% ↓ 39.40% vs 36.83%	1.12% ↑ 5.96 vs 5.89	6.81% ↑ 00:04:08 vs 00:03:52	9.38% ↓ 0.46% vs 0.51%	12.18% ↓ 656 vs 747	12.18% ↓ \$656.00 vs \$747.00
1. desktop									
Jul 1, 20	119,425 (84.61%)	61.97%	74,011 (82.21%)	37.27%	6.30	00:04:24	0.40%	482 (73.48%)	\$482.00 (73.48%)
Jul 1, 20	128,934 (88.53%)	62.16%	80,150 (86.88%)	35.27%	6.12	00:04:00	0.49%	632 (84.61%)	\$632.00 (84.61%)
% Chan	-7.38%	-0.31%	-7.66%	5.67%	3.05%	9.86%	-17.66%	-23.73%	-23.73%
2. mobile									
Jul 1, 20	15,613 (11.06%)	76.87%	12,002 (13.33%)	53.51%	3.54	00:02:06	0.86%	135 (20.58%)	\$135.00 (20.58%)
Jul 1, 20	10,289 (7.06%)	76.82%	7,904 (8.57%)	52.48%	3.49	00:02:07	0.80%	82 (10.98%)	\$82.00 (10.98%)
% Chan	51.74%	0.07%	51.85%	1.95%	1.27%	-0.07%	8.49%	64.63%	64.63%
3. tablet									
Jul 1, 20	6,106 (4.33%)	65.79%	4,017 (4.46%)	45.07%	5.42	00:04:17	0.64%	39 (5.95%)	\$39.00 (5.95%)
Jul 1, 20	6,418 (4.41%)	65.49%	4,203 (4.56%)	43.07%	5.25	00:04:09	0.51%	33 (4.42%)	\$33.00 (4.42%)
% Chan	-4.86%	0.46%	-4.43%	4.65%	3.34%	3.12%	24.22%	18.18%	18.18%

Rows 1 - 3 of 3

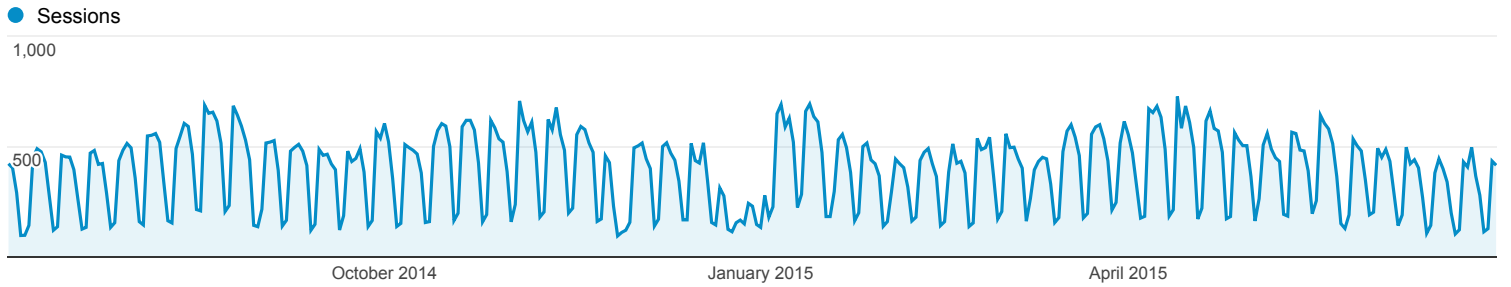
Jul 1, 2014 - Jun 30, 2015

# Overview

All Sessions  
100.00%

## Explorer

Summary



Device Category	Acquisition			Behavior			Conversions <span>Goal 1: Reached contact</span>		
	Sessions	% New Sessions	New Users	Bounce Rate	Pages / Session	Avg. Session Duration	Reached contact (Goal 1 Conversion Rate)	Reached contact (Goal 1 Completions)	Reached contact (Goal 1 Value)
	141,144 <small>% of Total: 100.00% (141,144)</small>	63.79% <small>Avg for View: 63.72% (0.11%)</small>	90,030 <small>% of Total: 100.11% (89,930)</small>	39.40% <small>Avg for View: 39.40% (0.00%)</small>	5.96 <small>Avg for View: 5.96 (0.00%)</small>	00:04:08 <small>Avg for View: 00:04:08 (0.00%)</small>	0.46% <small>Avg for View: 0.46% (0.00%)</small>	656 <small>% of Total: 100.00% (656)</small>	\$656.00 <small>% of Total: 100.00% (\$656.00)</small>
1. desktop	119,425 (84.61%)	61.97%	74,011 (82.21%)	37.27%	6.30	00:04:24	0.40%	482 (73.48%)	\$482.00 (73.48%)
2. mobile	15,613 (11.06%)	76.87%	12,002 (13.33%)	53.51%	3.54	00:02:06	0.86%	135 (20.58%)	\$135.00 (20.58%)
3. tablet	6,106 (4.33%)	65.79%	4,017 (4.46%)	45.07%	5.42	00:04:17	0.64%	39 (5.95%)	\$39.00 (5.95%)

Rows 1 - 3 of 3

## IAI Panel Member Counts Summary

Category	Term Length	Members
<b>[GenEd] Communication Panel</b>	<b>Term</b>	<b>25</b>
[GenEd] Communication Panel CAO	3 Years	1
[GenEd] Communication Panel Co-Chair	3 Years	2
[GenEd] Communication Panel Faculty	3 Years	15
[GenEd] Communication Panel Transfer Coordinator	3 Years	1
[GenEd] Communication Panel Staff	3 Years	5
[GenEd] Communication Panel Manager	3 Years	1
[GenEd] Communication Panel Ex-Officio	No Limit	0
[GenEd] Communication Panel 4yr Academic Officer	3 Years	0

<b>[GenEd] Humanities/Fine Arts Panel</b>	<b>Term</b>	<b>31</b>
[GenEd] Humanities/Fine Arts Panel CAO	3 Years	1
[GenEd] Humanities/Fine Arts Panel Co-Chair	3 Years	2
[GenEd] Humanities/Fine Arts Panel Faculty	3 Years	18
[GenEd] Humanities/Fine Arts Panel Transfer Coordinator	3 Years	3
[GenEd] Humanities/Fine Arts Panel Staff	3 Years	5
[GenEd] Humanities/Fine Arts Panel Manager	3 Years	1
[GenEd] Humanities/Fine Arts Panel Ex-Officio	No Limit	0
[GenEd] Humanities/Fine Arts Panel 4yr Academic Officer	3 Years	1

<b>[GenEd] Life Sciences Panel</b>	<b>Term</b>	<b>23</b>
[GenEd] Life Sciences Panel CAO	3 Years	1
[GenEd] Life Sciences Panel Co-Chair	3 Years	2
[GenEd] Life Sciences Panel Faculty	3 Years	11
[GenEd] Life Sciences Panel Transfer Coordinator	1 Year	2
[GenEd] Life Sciences Panel Staff	3 Years	5
[GenEd] Life Sciences Panel Manager	3 Years	1
[GenEd] Life Sciences Panel Ex-Officio	No Limit	0
[GenEd] Life Sciences Panel 4yr Academic Officer	3 Years	1

<b>[GenEd] Mathematics Panel</b>	<b>Term</b>	<b>29</b>
[GenEd] Mathematics Panel CAO	3 Years	1
[GenEd] Mathematics Panel Co-Chair	3 Years	2
[GenEd] Mathematics Panel Faculty	3 Years	18
[GenEd] Mathematics Panel Transfer Coordinator	3 Years	2
[GenEd] Mathematics Panel Staff	3 Years	5
[GenEd] Mathematics Panel Manager	3 Years	1
[GenEd] Mathematics Panel Ex-Officio	No Limit	0
[GenEd] Mathematics Panel 4yr Academic Officer	3 Years	0

## IAI Panel Member Counts Summary

<b>[GenEd] Physical Sciences Panel</b>	<b>Term</b>	<b>23</b>
[GenEd] Physical Sciences Panel CAO	3 Years	0
[GenEd] Physical Sciences Panel Co-Chair	3 Years	2
[GenEd] Physical Sciences Panel Faculty	3 Years	14
[GenEd] Physical Sciences Panel Transfer Coordinator	1 Year	1
[GenEd] Physical Sciences Panel Staff	3 Years	5
[GenEd] Physical Sciences Panel Manager	3 Years	1
[GenEd] Physical Sciences Panel Ex-Officio	No Limit	0
[GenEd] Physical Sciences Panel 4yr Academic Officer	3 Years	0

<b>[GenEd] Social and Behavioral Sciences Panel</b>	<b>Term</b>	<b>24</b>
[GenEd] Social and Behavioral Sciences Panel CAO	3 Years	1
[GenEd] Social and Behavioral Sci. Panel Co-Chair	3 Years	2
[GenEd] Social and Behavioral Sci. Panel Faculty	3 Years	13
[GenEd] Social and Behavioral Sciences Panel Transfer Coordinator	3 Years	2
[GenEd] Social and Behavioral Sci. Panel Staff	3 Years	5
[GenEd] Social and Behavioral Sci. Panel Manager	3 Years	1
[GenEd] Social and Behavioral Sciences Panel Ex-Officio	No Limit	0
[GenEd] Social and Behavioral Sciences Panel 4yr Academic Officer	3 Years	0

<b>[Major] Agriculture Panel</b>	<b>Term</b>	<b>25</b>
[Major] Agriculture Panel CAO	3 Years	1
[Major] Agriculture Panel Co-Chair	3 Years	2
[Major] Agriculture Panel Faculty	3 Years	13
[Major] Agriculture Panel Transfer Coordinator	3 Years	2
[Major] Agriculture Panel Staff	3 Years	5
[Major] Agriculture Panel Manager	3 Years	1
[Major] Agriculture Panel Ex-Officio	No Limit	0
[Major] Agriculture Panel 4yr Academic Officer	3 Years	1

<b>[Major] Art Panel</b>	<b>Term</b>	<b>27</b>
[Major] Art Panel CAO	3 Years	1
[Major] Art Panel Co-Chair	3 Years	2
[Major] Art Panel Faculty	3 Years	17
[Major] Art Panel Transfer Coordinator	3 Years	1
[Major] Art Panel Staff	3 Years	5
[Major] Art Panel Manager	3 Years	1
[Major] Art Panel Ex-Officio	No Limit	0
[Major] Art Panel 4yr Academic Officer	3 Years	0



## IAI Panel Member Counts Summary

<b>[Major] Biology Panel</b>	<b>Term</b>	<b>32</b>
[Major] Biology Panel CAO	3 Years	1
[Major] Biology Panel Co-Chair	3 Years	2
[Major] Biology Panel Faculty	3 Years	22
[Major] Biology Panel Transfer Coordinator	3 Years	1
[Major] Biology Panel Staff	3 Years	5
[Major] Biology Panel Manager	3 Years	1
[Major] Biology Panel Ex-Officio	No Limit	0
[Major] Biology Panel 4yr Academic Officer	3 Years	0

<b>[Major] Business Panel</b>	<b>Term</b>	<b>25</b>
[Major] Business Panel CAO	3 Years	0
[Major] Business Panel Co-Chair	3 Years	2
[Major] Business Panel Faculty	3 Years	14
[Major] Business Panel Transfer Coordinator	3 Years	3
[Major] Business Panel Staff	3 Years	5
[Major] Business Panel Manager	3 Years	1
[Major] Business Panel Ex-Officio	No Limit	0
[Major] Business Panel 4yr Academic Officer	3 Years	0

<b>[Major] Chemistry Panel</b>	<b>Term</b>	<b>27</b>
[Major] Chemistry Panel CAO	3 Years	1
[Major] Chemistry Panel Co-Chair	3 Years	1
[Major] Chemistry Panel Faculty	3 Years	18
[Major] Chemistry Panel Transfer Coordinator	3 Years	1
[Major] Chemistry Panel Staff	3 Years	5
[Major] Chemistry Panel Manager	3 Years	1
[Major] Chemistry Panel Ex-Officio	No Limit	0
[Major] Chemistry Panel 4yr Academic Officer	3 Years	0

<b>[Major] Computer Science Panel</b>	<b>Term</b>	<b>26</b>
[Major] Computer Science Panel CAO	3 Years	0
[Major] Computer Science Panel Co-Chair	3 Years	1
[Major] Computer Science Panel Faculty	3 Years	19
[Major] Computer Science Panel Transfer Coordinator	3 Years	0
[Major] Computer Science Panel Staff	3 Years	5
[Major] Computer Science Panel Manager	3 Years	1
[Major] Computer Science Panel Ex-Officio	No Limit	0
[Major] Computer Science Panel 4yr Academic Officer	3 Years	0

IAI Panel Member Counts Summary

<b>[Major] Criminal Justice Panel</b>	<b>Term</b>	<b>23</b>
[Major] Criminal Justice Panel CAO	3 Years	1
[Major] Criminal Justice Panel Co-Chair	3 Years	2
[Major] Criminal Justice Panel Faculty	3 Years	13
[Major] Criminal Justice Panel Transfer Coordinator	3 Years	1
[Major] Criminal Justice Panel Staff	3 Years	5
[Major] Criminal Justice Panel Manager	3 Years	1
[Major] Criminal Justice Panel Ex-Officio	No Limit	0
[Major] Criminal Justice Panel 4yr Academic Officer	3 Years	0

<b>[Major] Early Childhood Education Panel</b>	<b>Term</b>	<b>32</b>
[Major] Early Childhood Education Panel CAO	3 Years	1
[Major] Early Childhood Education Panel Co-Chair	3 Years	1
[Major] Early Childhood Education Panel Faculty	3 Years	18
[Major] Early Childhood Education Panel Transfer Coordinator	3 Years	2
[Major] Early Childhood Education Panel Staff	3 Years	6
[Major] Early Childhood Education Panel Manager	3 Years	1
[Major] Early Childhood Education Panel Ex-Officio	No Limit	3
[Major] Early Childhood Education Panel 4yr Academic Officer	3 Years	0

<b>[Major] Engineering Panel</b>	<b>Term</b>	<b>27</b>
[Major] Engineering Panel CAO	3 Years	1
[Major] Engineering Panel Co-Chair	3 Years	2
[Major] Engineering Panel Faculty	3 Years	17
[Major] Engineering Panel Transfer Coordinator	3 Years	2
[Major] Engineering Panel Staff	3 Years	4
[Major] Engineering Panel Manager	3 Years	1
[Major] Engineering Panel Ex-Officio	No Limit	0
[Major] Engineering Panel 4yr Academic Officer	3 Years	0

<b>[Major] English Panel</b>	<b>Term</b>	<b>27</b>
[Major] English Panel CAO	3 Years	1
[Major] English Panel Co-Chair	3 Years	2
[Major] English Panel Faculty	3 Years	16
[Major] English Panel Transfer Coordinator	3 Years	2
[Major] English Panel Staff	3 Years	5
[Major] English Panel Manager	3 Years	1
[Major] English Panel Ex-Officio	No Limit	0
[Major] English Panel 4yr Academic Officer	3 Years	0

## IAI Panel Member Counts Summary

<b>[Major] History Panel</b>	<b>Term</b>	<b>22</b>
[Major] History Panel CAO	3 Years	1
[Major] History Panel Co-Chair	3 Years	1
[Major] History Panel Faculty	3 Years	14
[Major] History Panel Transfer Coordinator	3 Years	0
[Major] History Panel Staff	3 Years	5
[Major] History Panel Manager	3 Years	1
[Major] History Panel Ex-Officio	No Limit	0
[Major] History Panel 4yr Academic Officer	3 Years	0

<b>[Major] Industrial Technology</b>	<b>Term</b>	<b>16</b>
[Major] Industrial Technology CAO	3 Years	0
[Major] Industrial Technology Panel Co-Chair	3 Years	2
[Major] Industrial Technology Panel Faculty	3 Years	8
[Major] Industrial Technology Transfer Coordinator	3 Years	0
[Major] Industrial Technology Panel Staff	3 Years	5
[Major] Industrial Technology Panel Manager	3 Years	1
[Major] Industrial Technology Ex-Officio	No Limit	0
[Major] Industrial Technology 4yr Academic Officer	3 Years	0

<b>[Major] Mass Communication Panel</b>	<b>Term</b>	<b>27</b>
[Major] Mass Communication Panel CAO	3 Years	1
[Major] Mass Communication Panel Co-Chair	3 Years	2
[Major] Mass Communication Panel Faculty	3 Years	16
[Major] Mass Communication Panel Transfer Coordinator	3 Years	2
[Major] Mass Communication Panel Staff	3 Years	5
[Major] Mass Communication Panel Manager	3 Years	1
[Major] Mass Communication Panel Ex-Officio	No Limit	0
[Major] Mass Communication Panel 4yr Academic Officer	3 Years	0

<b>[Major] Mathematics Panel</b>	<b>Term</b>	<b>28</b>
[Major] Mathematics Panel CAO	3 Years	1
[Major] Mathematics Panel Co-Chair	3 Years	2
[Major] Mathematics Panel Faculty	3 Years	18
[Major] Mathematics Panel Transfer Coordinator	3 Years	1
[Major] Mathematics Panel Staff	3 Years	5
[Major] Mathematics Panel Manager	3 Years	1
[Major] Mathematics Panel Ex-Officio	No Limit	0
[Major] Mathematics Panel 4yr Academic Officer	3 Years	0

IAI Panel Member Counts Summary

<b>[Major] Physics Panel</b>	<b>Term</b>	<b>23</b>
[Major] Physics Panel CAO	3 Years	1
[Major] Physics Panel Co-Chair	3 Years	2
[Major] Physics Panel Faculty	3 Years	14
[Major] Physics Panel Transfer Coordinator	3 Years	0
[Major] Physics Panel Staff	3 Years	5
[Major] Physics Panel Manager	3 Years	1
[Major] Physics Panel Ex-Officio	No Limit	0
[Major] Physics Panel 4yr Academic Officer	3 Years	0

<b>[Major] Political Science Panel</b>	<b>Term</b>	<b>25</b>
[Major] Political Science Panel CAO	3 Years	1
[Major] Political Science Panel Co-Chair	3 Years	2
[Major] Political Science Panel Faculty	3 Years	14
[Major] Political Science Panel Transfer Coordinator	3 Years	2
[Major] Political Science Panel Staff	3 Years	5
[Major] Political Science Panel Manager	3 Years	1
[Major] Political Science Panel Ex-Officio	No Limit	0
[Major] Political Science Panel 4yr Academic Officer	3 Years	0

<b>[Major] Psychology Panel</b>	<b>Term</b>	<b>28</b>
[Major] Psychology Panel CAO	3 Years	1
[Major] Psychology Panel Co-Chair	3 Years	2
[Major] Psychology Panel Faculty	3 Years	17
[Major] Psychology Panel Transfer Coordinator	3 Years	2
[Major] Psychology Panel Staff	3 Years	5
[Major] Psychology Panel Manager	3 Years	1
[Major] Psychology Panel Ex-Officio	No Limit	0
[Major] Psychology Panel 4yr Academic Officer	3 Years	0

<b>[Major] Theatre Arts Panel</b>	<b>Term</b>	<b>24</b>
[Major] Theatre Arts Panel CAO	3 Years	1
[Major] Theatre Arts Panel Co-Chair	3 Years	1
[Major] Theatre Arts Panel Faculty	3 Years	15
[Major] Theatre Arts Panel Transfer Coordinator	3 Years	1
[Major] Theatre Arts Panel Staff	3 Years	5
[Major] Theatre Arts Panel Manager	3 Years	1
[Major] Theatre Arts Panel Ex-Officio	No Limit	0
[Major] Theatre Arts Panel 4yr Academic Officer	3 Years	0

## IAI Panel Member Counts Summary

<b>IAI Implementation Advisory Committee</b>	<b>Term</b>	<b>20</b>
IAI Implementation Advisory Committee Co-Chair	3 Years	0
IAI Implementation Advisory Committee Member	1 Year	20

<b>IAI Steering Panel</b>	<b>Term</b>	<b>28</b>
IAI Steering Panel Co-Chair	3 Years	2
IAI Steering Panel Member	1 Year	26

<b>Total Faculty Serving on GECC and IAI Major Panels</b>	<b>415</b>
<b>Total Institutional Administrative Staff Serving on GECC and IAI Major Panels</b>	<b>57</b>
<b>Total Administrative Panel Members - Faculty, Institutional, &amp; IAI Staff</b>	<b>48</b>
<b>Total IAI Staff Working with ALL IAI Panels</b>	<b>5</b>
<b>Total Panel Members Across All Sectors</b>	<b>525</b>

<b>IAI Contacts at Institutions Working with IAI</b>	<b>Term</b>	<b>502</b>
[IAI Contacts] Chief Academic Officer	1 Year	44
Institutional Contact	1 Year	135
Panel Support Staff	1 Year	7
Institutional Course Submissions	1 Year	119
Transfer Coordinators	1 Year	189
iTransfer Web site Staff	1 Year	8



**Overall Summary of Transfers to and from in Illinois 2007-2014**

**SOURCE OF UNDERGRADUATE TRANSFERS (2007-2014)**

	<b>2007</b>	<b>2008</b>	<b>2009</b>	<b>2010</b>	<b>2011</b>	<b>2012</b>	<b>2013</b>	<b>2014</b>
Public Univ	5,804	5,769	5,504	5,377	5,123	5,259	0	4,993
Comm Coll	23,783	24,209	24,717	27,240	25,255	25,004	0	24,837
Indpt	4,168	4,358	4,214	4,039	3,788	3,707	0	3,571
Proprty	707	703	691	688	596	624	0	562
Out State/Foreign	13,689	15,914	15,385	18,251	15,878	16,753	0	19,487
Unknown	5,183	15,222	15,732	6,934	7,392	4,705	60,160	4,776
<b>Total</b>	<b>53,334</b>	<b>66,175</b>	<b>66,243</b>	<b>62,529</b>	<b>58,032</b>	<b>56,052</b>	<b>60,160</b>	<b>58,226</b>

**UNDERGRADUATE TRANSFERS TO ILLINOIS (2007-2014)**

	<b>2007</b>	<b>2008</b>	<b>2009</b>	<b>2010</b>	<b>2011</b>	<b>2012</b>	<b>2013</b>	<b>2014</b>
Public Univ	15,767	15,602	15,955	16,914	15,974	15,450	15,172	15,251
Comm Coll	16,833	17,715	17,739	17,697	16,721	17,821	17,860	17,555
Indpt	13,543	15,473	13,196	13,578	12,028	11,733	12,898	10,611
Proprty	6,022	16,439	17,746	12,703	11,388	9,412	13,691	14,034
Out State in IL	1,169	946	1,607	1,637	1,921	1,636	539	775
<b>Total</b>	<b>53,334</b>	<b>66,175</b>	<b>66,243</b>	<b>62,529</b>	<b>58,032</b>	<b>56,052</b>	<b>60,160</b>	<b>58,226</b>



**2014 Sector Summary of Transfers to and from in Illinois.**

**Sector Summary of Fall 2014 Students Transferring From:**

	Public Univ	Comm Coll	Indpt	Proprty	Out State in IL	Total
<b>Public Univ</b>	838	3,257	637	231	30	<b>4,993</b>
<b>Comm Coll</b>	9,944	6,514	5,996	1,945	438	<b>24,837</b>
<b>Indpt</b>	796	1,744	813	192	26	<b>3,571</b>
<b>Proprty</b>	47	271	87	141	16	<b>562</b>
<b>Out State/Foreign</b>	2,554	5,157	2,539	8,998	239	<b>19,487</b>
<b>Unknown</b>	1,072	612	539	2,527	26	<b>4,776</b>
<b>Total</b>	<b>15,251</b>	<b>17,555</b>	<b>10,611</b>	<b>14,034</b>	<b>775</b>	<b>58,226</b>

**Sector Summary of Fall 2014 Students Transferring To:**

	Public Univ	Comm Coll	Indpt	Proprty	Out State/Foreign	Unknown	Total
<b>Public Univ</b>	838	9,944	796	47	2,554	1,072	<b>15,251</b>
<b>Comm Coll</b>	3,257	6,514	1,744	271	5,157	612	<b>17,555</b>
<b>Indpt</b>	637	5,996	813	87	2,539	539	<b>10,611</b>
<b>Proprty</b>	231	1,945	192	141	8,998	2,527	<b>14,034</b>
<b>Out State in IL</b>	30	438	26	16	239	26	<b>775</b>
<b>Total</b>	<b>4,993</b>	<b>24,837</b>	<b>3,571</b>	<b>562</b>	<b>19,487</b>	<b>4,776</b>	<b>58,226</b>

Transfer within the State of Illinois Fall 2014	Grand Total
From Public Universities	
To Public Universities	838
To Community Colleges	3,257
To Independent NFP Institutions	637
To Independent For-Profit Institutions	231
To Out-of-State Institutions Operating in IL	30
From Community Colleges	
To Public Universities	9,944
To Community Colleges	6,514
To Independent NFP Institutions	5,996
To Independent For-Profit Institutions	1,945
To Out-of-State Institutions Operating in IL	438
From Independent NFP Institutions	
To Public Universities	796
To Community Colleges	1,744
To Independent NFP Institutions	813
To Independent For-Profit Institutions	192
To Out-of-State Institutions Operating in IL	26
From Independent For-Profit Institutions	
To Public Universities	47
To Community Colleges	271
To Independent NFP Institutions	87
To Independent For-Profit Institutions	141
To Out-of-State Institutions Operating in IL	16
From Other Institutions**	
To Public Universities	3,626
To Community Colleges	5,786
To Independent NFP Institutions	3,089
To Independent For-Profit Institutions	11,528
To Out-of-State Institutions Operating in IL	265
<b>Total</b>	<b>58,257</b>



Course Review Counts by Panel for FY 2015

Panel	Ongoing Courses	New Courses	Total
[GenEd] Communication Panel	50	20	70
[GenEd] Humanities/Fine Arts Panel	61	92	153
[GenEd] Discussion Panel	0	0	0
[GenEd] Life Sciences Panel	37	24	61
[GenEd] Mathematics Panel	89	14	103
[GenEd] Physical Sciences Panel	41	37	78
[GenEd] Social and Behavioral Sciences Panel	48	63	111
[Major] Agriculture Panel	46	6	52
[Major] Art Panel	0	25	25
[Major] Biology Panel	59	4	63
[Major] Business Panel	55	7	62
[Major] Chemistry Panel	82	16	98
[Major] Criminal Justice Panel	38	3	41
[Major] Computer Science Panel	51	9	60
[Major] Early Childhood Education Panel	0	15	15
[Major] English Panel	0	0	0
[Major] Engineering Panel	81	10	91
[Major] History Panel	0	0	0
[Major] Industrial Technology	1	0	1
[Major] Discussion Panel	0	0	0
[Major] Mass Communication Panel	11	9	20
[Major] Mathematics Panel	47	6	53
[Major] Physics Panel	10	35	45
[Major] Political Science Panel	0	1	1
[Major] Psychology Panel	4	4	8
[Major] Sociology Panel	0	0	0
[Major] Theatre Arts Panel	19	3	22
<b>Total Courses Reviewed FY 2015</b>			<b>1233</b>

## Schools and IAI Participation Information - GECC Only

**A** - Name of school

**B** - Number of IAI Gen, Ed. courses in

**C** - Is school currently designated as an IAI

A	B	C
Aurora University	71	Yes
Barat College	38	Yes
Benedictine University	114	Yes
Black Hawk College	177	Yes
Blackburn College	70	Yes
Bradley University	82	Yes
Carl Sandburg College	102	Yes
Chicago State University	191	Yes
College of DuPage	349	Yes
College of Lake County	176	Yes
Columbia College Chicago	120	No
Concordia University Chicago	80	Yes
Daley College (Richard J.) (CCC)	121	Yes
Danville Area Community College	106	Yes
DePaul University	74	Yes
DeVry University	3	No
DeVry University - Illinois	36	Yes
DeVry University, DuPage	29	Yes
Discussion Items for Panels	1	No
Dominican University	95	Yes
Eastern Illinois University	220	Yes
Elgin Community College	178	Yes
Elmhurst College	82	Yes
Eureka College	24	Yes
Frontier Community College (IECC)	117	Yes
Governors State University	65	Yes
Harold Washington College (CCC)	168	Yes
Harper College	194	Yes
Heartland Community College	138	Yes
Highland Community College	125	Yes
Illinois Central College	156	Yes
Illinois Institute of Art	34	Yes
Illinois State University	157	Yes
Illinois Valley Community College	166	Yes
John A. Logan College	128	Yes

**A** - Name of school

**B** - Number of IAI Gen, Ed. courses in

**C** - Is school currently designated as an IAI

<b>A</b>	<b>B</b>	<b>C</b>
John Wood Community College	82	Yes
Joliet Junior College	111	Yes
Judson University	31	Yes
Kankakee Community College	103	Yes
Kaskaskia College	101	Yes
Kendall College	44	Yes
Kennedy-King College (CCC)	116	Yes
Kishwaukee College	170	Yes
Lake Land College	92	Yes
Lewis & Clark Community College	136	Yes
Lewis University	64	Yes
Lexington College	20	Yes
Lincoln Christian University	25	Yes
Lincoln College	140	Yes
Lincoln Land Community College	133	Yes
Lincoln Trail College (IECC)	117	Yes
MacCormac College	29	Yes
MacMurray College	27	Yes
Malcolm X College (CCC)	133	Yes
McHenry County College	157	Yes
McKendree University	56	Yes
Metropolitan Community College	44	Yes
Midstate College	55	Yes
Millikin University	64	Yes
Moraine Valley Community College	136	Yes
Morton College	108	Yes
National-Louis University	26	Yes
North Central College	182	Yes
North Park University	44	Yes
Northeastern Illinois University	68	Yes
Northern Illinois University	138	Yes
Northwestern College	9	Yes
Oakton Community College	165	Yes
Olive-Harvey College (CCC)	112	Yes
Olivet Nazarene University	58	Yes
Olney Central College (IECC)	118	Yes
Parkland College	155	Yes
Prairie State College	128	Yes
Quincy University	79	Yes

**A** - Name of school

**B** - Number of IAI Gen, Ed. courses in

**C** - Is school currently designated as an IAI

<b>A</b>	<b>B</b>	<b>C</b>
Rend Lake College	92	Yes
Richland Community College	130	Yes
Robert Morris University	37	Yes
Rock Valley College	180	Yes
Rockford University	23	Yes
Roosevelt University	71	Yes
Saint Xavier University	153	Yes
Sauk Valley Community College	132	Yes
Shawnee Community College	83	Yes
South Suburban College	97	Yes
Southeastern Illinois College	82	Yes
Southern Illinois University Carbondale	155	Yes
Southern Illinois University Edwardsville	125	Yes
Southwestern Illinois College	143	Yes
Spoon River College	101	Yes
Springfield College in Illinois	107	Yes
St. Augustine College	45	Yes
Trinity Christian College	60	Yes
Triton College	161	Yes
Truman College (Harry S) (CCC)	129	Yes
University of Illinois at Chicago	148	Yes
University of Illinois at Springfield	99	Yes
University of Illinois at Urbana-Champaign	264	Yes
University of St. Francis	69	Yes
Wabash Valley College (IECC)	117	Yes
Waubonsee Community College	274	Yes
Western Illinois University	117	Yes
Wilbur Wright College (CCC)	167	Yes

**Division of IAI Majors participation/database content by school:**

**A** - Name of school

**B** - Number of IAI Majors courses in database (Historical, Current, Future, AND Inactive)

<b>A</b>	<b>B</b>
Aurora University	63
Benedictine University	255
Black Hawk College	232
Blackburn College	1
Bradley University	144
Carl Sandburg College	90
Chicago State University	200
College of DuPage	454
College of Lake County	218
Columbia College Chicago	70
Concordia University Chicago	3
Daley College (Richard J.) (CCC)	118
Danville Area Community College	131
DePaul University	65
Dominican University	87
Eastern Illinois University	293
Elgin Community College	211
Elmhurst College	62
Frontier Community College (IECC)	166
Governors State University	32
Harold Washington College (CCC)	169
Harper College	323
Heartland Community College	154
Highland Community College	140
Illinois Central College	226
Illinois Institute of Technology	24
Illinois State University	196
Illinois Valley Community College	249
John A. Logan College	230
John Wood Community College	151
Joliet Junior College	191
Kankakee Community College	126
Kaskaskia College	146
Kendall College	10
Kennedy-King College (CCC)	85
Kishwaukee College	195
Lake Land College	137

A - Name of school

B - Number of IAI Majors courses in database (Historical, Current, Future, AND Inactive)

A	B
Lewis & Clark Community College	211
Lewis University	7
Lexington College	3
Lincoln College	126
Lincoln Land Community College	191
Lincoln Trail College (IECC)	193
MacCormac College	8
MacMurray College	104
Malcolm X College (CCC)	133
McHenry County College	245
McKendree University	11
Metropolitan Community College	12
Midstate College	22
Millikin University	19
Moraine Valley Community College	225
Morton College	90
National-Louis University	2
North Central College	256
Northeastern Illinois University	99
Northern Illinois University	223
Northwestern College	4
Oakton Community College	307
Olive-Harvey College (CCC)	121
Olivet Nazarene University	3
Olney Central College (IECC)	198
Parkland College	252
Prairie State College	237
Rend Lake College	138
Richland Community College	168
Robert Morris University	13
Rock Valley College	228
Roosevelt University	394
Saint Xavier University	92
Sauk Valley Community College	206
Shawnee Community College	75
South Suburban College	153
Southeastern Illinois College	151
Southern Illinois University Carbondale	206
Southern Illinois University Edwardsville	144
Southwestern Illinois College	251

**A** - Name of school

**B** - Number of IAI Majors courses in database (Historical, Current, Future, AND Inactive)

<b>A</b>	<b>B</b>
Spoon River College	91
Springfield College in Illinois	166
St. Augustine College	12
The College of Office Technology	1
Triton College	186
Truman College (Harry S) (CCC)	154
University of Illinois at Chicago	157
University of Illinois at Springfield	52
University of Illinois at Urbana-Champaign	386
University of St. Francis	122
Wabash Valley College (IECC)	212
Waubonsee Community College	396
Western Illinois University	227
Wilbur Wright College (CCC)	165

## GECC and Major Panel Attendance Statistics Spring 2015

### All Panels Summary (Where Information is Available)

Total Panel Members Does not include English & History – Fall Only Meetings	466
Total Absences	219
GECC Absences	48
Major Absences	171

### Summary By Panel

GECC Communication	19	
Absences	9	47%
GECC Humanities & Fine Arts	26	
Absences	12	46%
GECC Life Sciences	16	
Absences	7	44%
GECC Mathematics	23	
Absences	7	30%
GECC Physical Sciences	17	
Absences	7	41%
GECC Social & Behavioral Sciences	17	
Absences	6	35%
Major Agriculture	18	
Absences	7	39%
Major Art	21	
Absences	13	62%
Major Biology	26	
Absences	11	42%
Major Business	18	
Absences	9	50%
Major Chemistry	22	
Absences	9	41%
Major Computer Science	21	
Absences	16	76%
Major Criminal Justice	16	
Absences	6	38%
Major Early Childhood Education	27	
Absences	14	52%
Major Engineering	22	
Absences	12	55%
Major English	NA	
Absences	NA	



Major History	NA	
Absences	NA	
Major Mass Communication	22	
Absences	15	68%
Major Mathematics	22	
Absences	7	32%
Major Physics	17	
Absences	7	41%
Major Political Sciences	19	
Absences	13	68%
Major Psychology	23	
Absences	22	96%
Major Theatre Arts	17	
Absences	10	59%